



Where Technology Meets Sustainability

Environment • Electrification • Digitalisation



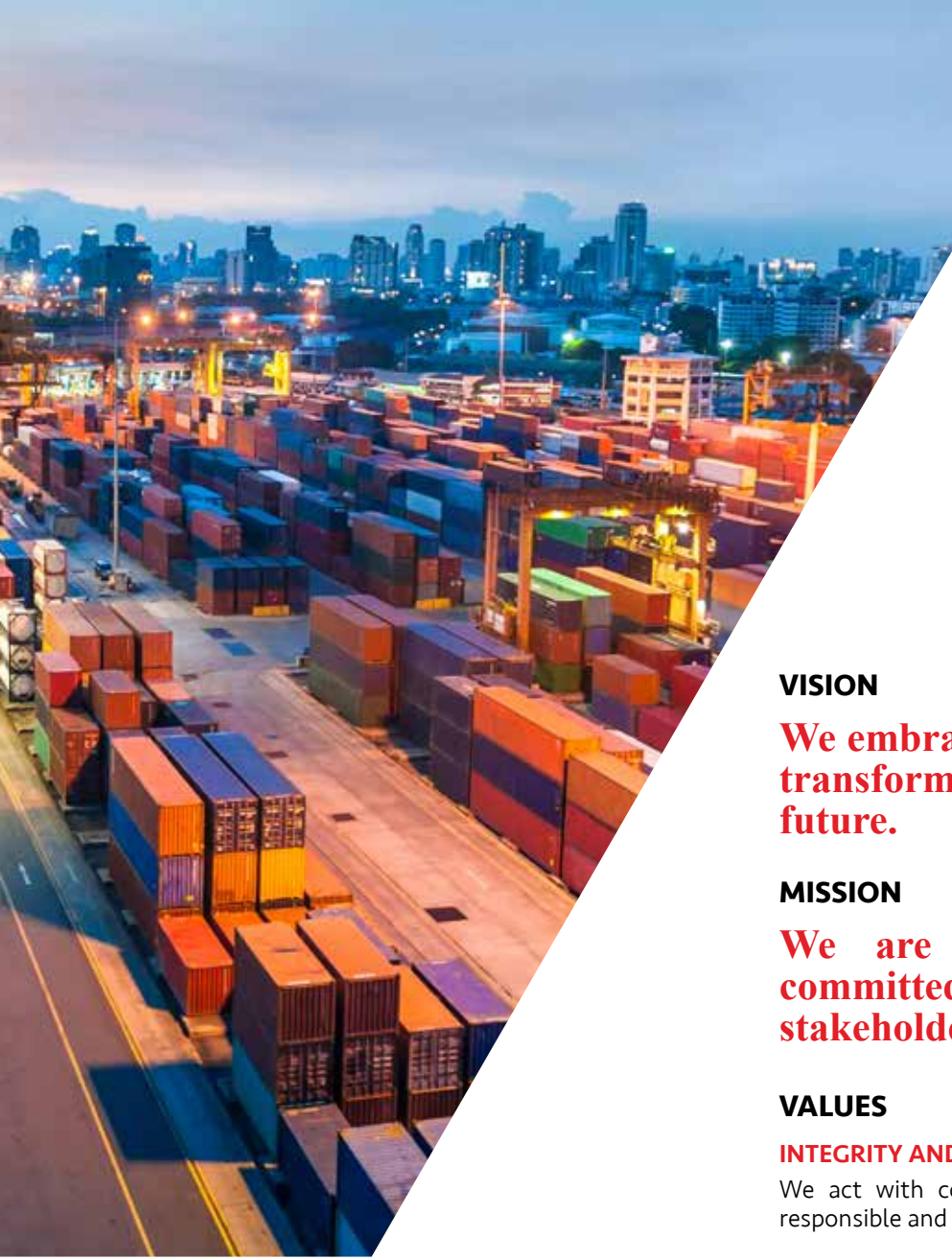
Annual Report 2023



CONTENTS

- 2 Corporate Overview
- 4 Business Segments
- 5 Corporate Milestones
- 6 Business Profile: Electrical and Technical Supply
- 9 Business Profile: Green LED Lighting
- 10 Business Profile: Integration Engineering
- 13 Business Profile: Cyber Security
- 14 Business Profile: Infrared and Thermal Sensing Technology
- 16 Chairman Statement
- 18 Board of Directors
- 20 Key Management
- 23 Operational And Financial Review
- 25 Investor Relations
- 26 Employees & Organisation
- 27 Corporate Social Responsibility
- 28 Corporate Information
- 29 Corporate Governance Report
- 53 Financial Contents





VISION

We embrace technology, adapt and transform to build a sustainable future.

MISSION

We are positive, focused and committed to deliver values to all stakeholders.

VALUES

INTEGRITY AND DISCIPLINE

We act with complete honesty and transparency, be responsible and accountable in all our dealings.

TEAMWORK AND PERFORMANCE

We are self-driven, cooperative, passionate and competent in achieving common organisational goals together with open communications.

CLIENT FOCUSED

We deliver total customer satisfaction with quality products, value added services and solutions.

INNOVATIVE

We embrace change with innovative ideas and solutions to constantly improve productivity and efficiency in our daily work.

LEARNING AND DEVELOPMENT

We continuously learn new skills and knowledge to develop our potential and be the leader in our fields of expertise.

CORPORATE OVERVIEW

Established in 1963 and listed on the SGX mainboard since September 2005, BH Global Corporation Ltd (“BH Global”) is today an established technology group providing solutions internationally through five key divisions:

- **Electrical and Technical Supply**
- **Green LED Lighting**
- **Integration Engineering**
- **Cyber Security**
- **Infrared Thermal Sensing Technology**

Over the years, the Group has established offices, R&D Centres and manufacturing Plants in Dubai, Florida, Kobe, Kunshan, Shanghai, Taipei & Tokyo. The Group is focused on continual transformation through sustainable Digitalization, Electrification and Environmental initiatives.



ELECTRICAL AND TECHNICAL SUPPLY

Comprehensive range of premium electrical products and solutions for marine and other industries.



GREEN LED LIGHTING

Research and Development, Design and Manufacture of technological advanced and innovative Green LED Lighting solutions.



INTEGRATION ENGINEERING

Engineering, procurement, integration and project management solutions and turn-key Glass Reinforced Epoxy piping solutions for the Marine & Offshore and Oil & Gas sectors. Electrification of marine propulsion systems and development and management of Energy Storage Systems.



INFRARED AND THERMAL SENSING TECHNOLOGY

Mass Fever Screening Systems for medical, border control and people management deployments. Night Vision technologies for various marine and land-based applications including for law enforcement, surveillance and commercial pleasure.



CYBER SECURITY

Critical Info-Infrastructure (CII) protection and cyber protection via the application of radically differentiated paradigms. Manual and robotic Vulnerability Assessment and Penetration Testing (VAPT) and cyber security advisory and professional services via the Good Hackers Alliance (GHA) that brings forth state-level expertise and practices to the industries.



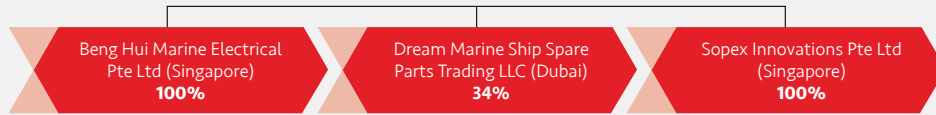
OUR GEOGRAPHICAL PRESENCE

Headquartered in Singapore, we manage our businesses across Asia, the Middle East and North America.

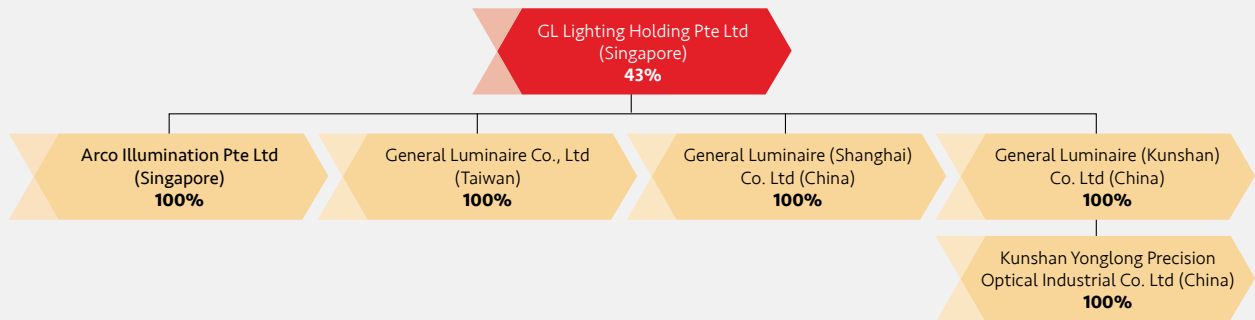


BUSINESS SEGMENTS

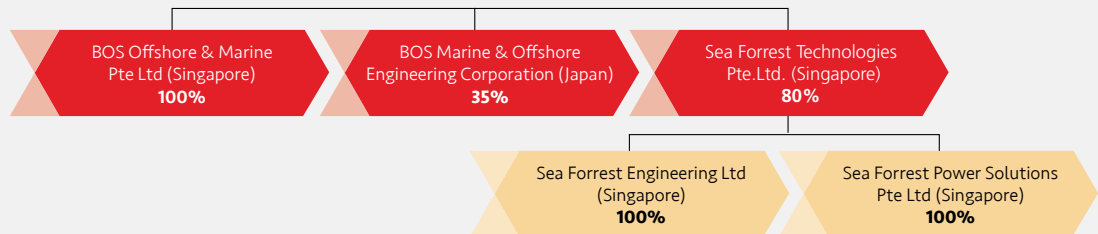
ELECTRICAL AND TECHNICAL SUPPLY



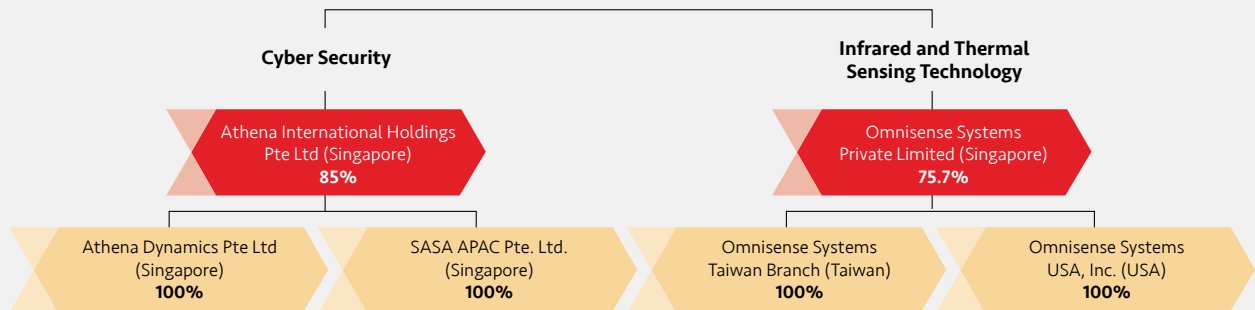
GREEN LED LIGHTING



INTEGRATION ENGINEERING



SECURITY



CORPORATE MILESTONES

1963

- Established marine electrical solutions business in Singapore

1988

- Founded Beng Hui Electric Trading Pte Ltd, which was subsequently renamed BH Global Marine Limited

2005

- BH Global Marine Limited listed on the mainboard of the Singapore Exchange

2006

- Clinched the Group's first offshore supply project
- Merit award for Best Investor Relations for newly listed companies conferred by the Singapore Corporate Awards

2007

- Silver award for Best Investor Relations for companies with less than \$500m in market capitalisation conferred by the Singapore Corporate Awards
- Best Under a Billion - Asia's top 200 small and mid sized companies, conferred by Forbes Asia

2008

- Expanded logistics management capabilities through the acquisition of approximately 124,934 square feet of warehousing facilities
- Winner of the Most Promising Brand conferred by the Singapore Prestigious Brand Awards

2009

- Achieved record turnover of S\$101.6 million
- Gold award for Best Investor Relations for companies with less than \$300m in market capitalisation conferred by the Singapore Corporate Awards

2010

- Secondary listing on Taiwan Stock Exchange
- Established Integration Engineering business
- Expanded business reach into regional territories including Vietnam, China, India and the Middle East
- Silver award for Best Managed Board for companies with less than \$300m in market capitalisation conferred by the Singapore Corporate Awards

2011

- Established GL Lighting Holding Pte Ltd

2013

- Rebranding of SGX listed company to BH Global Corporation Ltd

2014

- Established Athena Dynamics Pte Ltd

2016

- Acquisition of Omnisense Systems Private Limited

2017

- Incorporation of BOS Marine & Offshore Engineering Corporation in Japan
- Established Omnisense Systems Private Limited, Taiwan Branch
- The Group's E-Commerce Platform (bh-estore.com) achieves S\$100,000 of online sales revenue

2018

- BOS Offshore & Marine Pte Ltd completes its first GRE pipe project in Japan

2019

- BOS Offshore & Marine Pte Ltd secures 17 GRE pipe projects in Singapore, Japan and China
- Official opening of GL Lighting Holding LED plant in Kunshan, China

2020

- Memorandum of Understanding between BOS Offshore & Marine Pte Ltd and strategic project partners to launch Singapore's first plug-in hybrid electric propulsion fast launch
- Established Omnisense Systems USA, Inc. in Fort Lauderdale, Florida, USA
- BOS Offshore & Marine Pte Ltd signs strategic System Integration Agreement with Danfoss in expediting adoption rate of Marine Hybrid/Full Electric vessel operation in Singapore waters
- Established BOS Power Solutions Pte Ltd (subsequently renamed as Sea Forrest Power Solutions Pte Ltd in 2021) to focus on marine electrification business

2021

- Acquired Sea Forrest Engineering Pte Ltd
- Successful launch of Singapore's first plug-in parallel hybrid electric propulsion fast launch with project partner Penguin International Ltd and Danfoss.

2022

- Expanded Sea Forrest Technologies operations to the European Region
- Sea Forrest Power Solutions joins in The Coastal Sustainability Alliance to decarbonize Singapore's coastal delivery system
- BH Global Corporation awarded contract to deliver Singapore's first hybrid Crew Transfer Vessel
- Athena Dynamics awarded the Dun & Bradstreet Business Eminence Awards 2022

2023

- BH Global Corporation successfully started operating an inhouse Photovoltaic system to generate solar energy
- Sea Forrest Technologies awarded the Most Sustainable Collaboration for Singapore's First Hybrid Wind Farm Crew Transfer Vessel with Strategic Marine at SICC Awards 2023
- Athena Dynamics awarded the Most Progressive Tech Employer award at the Tech Talent Assembly Awards Night 2023.

Business Profile:

ELECTRICAL AND TECHNICAL SUPPLY

BENG HUI MARINE ELECTRICAL

A market leader in marine and offshore electrical supplies



Beng Hui Marine Electrical Pte Ltd (“BHM”) is a one stop marine and offshore electrical stockiest and supplier, with a wide portfolio of technically certified premium electrical products such as cables, lighting systems and electrical consumables by international renowned brand partners.



BHM is the preferred supplier of choice for new-build, repair and retrofiting projects. Its diversified clientele comprises of shipyards, ship chandlers, ship owners, ship management companies, system integrators, fabrication contractors and offshore EPCs.

Occupying over 200,000 square feet of warehousing and logistics facilities, BHM operates an inventory management hub fully equipped with material handling, testing and storage facilities capabilities. The Digital Warehouse Management System (‘WMS’) enhances productivity through the prioritization of inventory preparation and enhances the accuracy of inventory picking and deliveries. BHM owns and operates a fleet of delivery vehicles and maintains a strong partner network of international freight forwarders to provide timely and reliable deliveries both locally and globally.



1) Total Inventory Management

Interim inventory management ensures price competitiveness and consistency, short lead time, Just-In-Time (JIT) deliveries and allows substantial financial and logistics cost savings through progressive billings according to project schedules. In current times of global product shortages, high raw material costs and long lead times, BHM maintains consistent pricing without compromising customer satisfaction.

BHM’s Cable Management Program provides our customers with timely delivery of cables in accordance to project schedules without the initial big capital outlay and minimal cable buy-backs after project completion. BHM also contributes significantly to sustainability by ensuring minimal cable damage and wastage, and reducing overall wastage of natural resources.



2) Quality Component Integration

A total product solution is customised and assembled according to each customers’ technical specifications and standards. Suitable complementary components are selected during the assembly process to enhance product efficiency and effectiveness.



3) Complete Support Solutions

Customers can enjoy pre-sales and post-sales support in the form of technical & engineering support that provides on-site services and technical evaluations; and our global logistics mobility services aided by international freight forwarders. Sale support staff are also equipped the ability to provide MRO sourcing capabilities and product application consultancy.



Focus on Digitalisation

BHM continues to expand its e-Commerce strategy to educate and serve customers with enhanced efficiency and transparency. The BH eStore is an online information platform that provides customers with a one-stop engagement portal for all their electrical supply needs. It offers concise information and functionalities such as price, online request for quotations, real-time inventory status, a comprehensive database of technical information which includes catalogues, product specifications, certifications, 3D drawings and product videos.

Being the subject matter expert in marine and offshore electrical supplies, BHM has taken a leadership role in encouraging transparency and trading efficiency in the market through the listing of price and product information on the BH eStore which currently carries a comprehensive listing of 12,500 line items. The BH eStore serves as an excellent technical guide for marine and offshore electrical supplies, accessible by users internationally. Ship owners and maritime users can now procure the right products at the right price with the right quality that complies with marine and safety standards.

BHM stands ready to evolve to stay current and relevant with global market developments and is in the process of enhancing the Enterprise Resource Platform. Together with our traditional strengths in inventory management and distribution, BHM is the trusted partner to our customers globally.

- **S\$18 million of Marine and Offshore electrical inventories**
- **Over 15,000 Marine and offshore-certified Products from international brands**
- **Cables and Inventory Management Program – competitively priced with short lead time**
- **Dedicated Sales & Engineering team providing on and off-site support**
- **Just-In-Time deliveries and interim inventory storage services**
- **Fully equipped inventory management facilities coupled with WMS**
- **Global logistics mobility supported by international freight forwarders**
- **24/7 online presence and technical assistance through the BH eStore**

Business Profile:

ELECTRICAL AND TECHNICAL SUPPLY (Cont'd)

SOPEX INNOVATIONS

Leading design and developer of marine and offshore green LED lighting



SOP (Save Our Planet) places emphasis in the design and development of ideal LED solutions-providing Green and innovative energy efficient technologies and meeting demands of the harsh Marine environment at the same time. Missioned to "Save our Planet", SOP is focused on creating innovative, reliable and quality lights to lead the Green Initiatives.

SOPEX Innovation was created to address the urgency towards Maritime Sustainability by working with clients to adopt Green LED lighting via retrofit projects. Manufactured by GL Lighting Holdings, SOPEX Innovations has two in-house proprietary brand of marine LED lightings – SOP (Save our Planet – marine range) and SOPEX (explosion proof range).

BHM has been appointed as the Key Distributor of the brands and works with clients like ship owners and chandlers to contribute to environmental sustainability by retrofitting conventional lightings with LED lightings on vessels and other structure.

Customers benefit from attractive Returns on Investments ("ROI") derived from long-term energy savings and the elimination of maintenance and consumables replacement associated with conventional lighting systems. This is in line with global decarbonization drives towards sustainable developments to reduce the use of fossil fuels.

SOPEX Innovations encourages customers' adoption of LED lights into the marine and offshore industry by performing onboard assessments of lighting requirements, generating

inspection reports on Return on Investments (ROI) and Total Cost of Ownership (TCO), and providing recommendations on LED lightings with the right technical specifications appropriate for each project. With inhouse engineers, SOPEX Innovations can provide onsite visits to various facilities or vessels, providing a thorough analysis and recommendation depending on each customer's needs. Through commercially viable ROI and practical TCO, SOPEX Innovations aims to value-add and allow customers to contribute towards long-term environmental sustainability.

SOPEX Innovations pledges to only design and supply the highest-quality range of reliable LED lighting at competitive prices, allowing users to make an impact with Green LED technology.

- **Less than 2 years ROI Period**
- **Energy Efficiency of up to 90%**
- **Up to 100,000 hours lifetime**
- **Up to 5 years warranty**
- **Fulfil the Japan JIS 5600 7-1 Salt Mist Test standard**
- **Corrosion-resistant marine grade housing for marine application**
- **Subjected to 100% ICT, Burn-in test, IP test, Hi-pot testing and Vibration test**
- **EMC compliance: IEC 55015, IEC 60533-3-2, IEC 61547**
- **Explosion proof range – ATEX and IEC Ex approved for Zones 1, 2, 21 & 22**

Business Profile:

Green LED Lighting

GL LIGHTING HOLDING

A specialist in R&D, Design and Manufacturing of Green LED solutions



Incorporating efficient smart lighting is key in developing cities that are highly innovative, environmentally safe, and advocate sustainability. LED lighting solutions is an important piece of the global Green effort that addresses climate change.

BH Global entered into a strategic partnership in 2011 to form GL Lighting Holding Pte Ltd ("GLH") to enhance its portfolio in LED technologies. GLH prides itself on having one of the most advanced LED luminaire manufacturing facilities in Asia. The manufacturing facility comprise of an 8,500 sqm mechanical plant and a 11,000 sqm electronic plant, with cutting-edge capabilities including fully automated SMT lines, cloud enabled electronics manufacturing, advanced powder coating lines, CNC equipment, cold forged and aluminium aerospace welding equipment.

With more than 50 Invention Patents to its name, GLH houses a strong research and development team equipped with technical knowledge in optic design, thermal management, electronic, electrical, mechanical, and software development capabilities. The integration of cross industry expertise gives GLH a leadership position in the design and development of innovative and effective LED lightings and solutions for commercial, industrial, marine and offshore industries. GLH's proprietary A.I. Smart Lighting Controls enables optimal lighting controls and management, which enhance energy savings leading to cost reductions. GLH's LED products comply with stringent EMC requirements and are subject to 100% ICT, burn-in, ingress protection, hi-pot and vibration tests before delivery to customers.

- **R&D specialist of innovative electronics and LED lighting technologies**
- **ODM and OEM for renowned international lighting companies**
- **More than 23 years of experience in LED lighting**
- **Established track record in LED modules, controls, electronic, power management, optical and luminaire designs**
- **Delivered more than 600 projects internationally**
- **Iconic projects include Canton TV Tower in Guangzhou, Shanghai Tower- the tallest building in China and the Petronas Twin Towers**
- **Bluetooth Mesh Smart Lighting Controls**
- **Smart Adaptive Control System**
- **Smart Monitoring Control System**

GLH is committed to make full use of its leadership position in the LED market to drive technology and innovation towards new solutions to help address pressing concerns with the Environment. GLH products are poised to lead the way towards a Brighter and Greener future.



Business Profile:

Integration Engineering

SEA FORREST TECHNOLOGIES PTE LTD

Specialist in marine and offshore sustainable solutions



Incorporated in 2011, Sea Forrest Technologies Pte Ltd ("SFT") is a Singapore company consisting of an engineering and sustainability arm that specializes in providing the marine and offshore industry with innovative solutions for their ESG (Environment, Sustainability and Governance) goals.

Engineering Solutions:

- i. provision of on-site repair and upgrading services to marine and offshore vessels;
- ii. provision of afloat maintenance, repair and overhaul services to marine and offshore vessels;
- iii. fabrication of sustainable equipment and structures; and
- iv. retrofitting of current conventional lightning to LED lighting on marine vessels to improve energy savings.

Sustainability:

- i. provision of sustainable solutions through electrification and hybridization of vessels;
- ii. products and systems development;
- iii. provision of coastal marine charging solutions; and
- iv. development of marine energy storage systems.



SEA FORREST POWER SOLUTIONS PTE LTD

Provider of maritime electrification solutions for the marine and offshore industry

Established in 2020, Sea Forrest Power Solutions Pte Ltd ("SFP") contributes to the sustainability efforts of the maritime industry through its design, development and integration of maritime electrification solutions, which include Electric Propulsion Systems, Energy Storage Systems with Battery Management System, Integrated Control System with Power Management System. Electrification of vessels is a key technology in decarbonization for the maritime industry.

SFP was incorporated in October 2020 to undertake activities in the maritime electrification business as a way to develop sustainable growth for the Group, in line with sustainable energy developments and a trend towards electrification in the maritime industry.

SFP has embarked on its Electrification journey through heavy emphasis in R&D. With our in-house team and partners, we are developing electric or hybrid propulsion system that is both commercially viable and easy to install / retrofit for the marine industry. R&D efforts includes DC fast charging system for shore to sea and sea to sea charging, and the future of safe charging through wireless chargers. SFP developed marine certified Energy Storage System to ensure operational safety onboard vessels. Areas of supplies and R&D include:



- Green Cabin
- Hybrid Propulsion
- Full Electric Ready ("FER") Propulsion
- Full Electric Propulsion
- DC Fast Charging Arm
- Safe Wireless charging system
- Energy Storage System.

In March 2021, Sea Forrest successfully launched Singapore's first parallel hybrid electric propulsion fast launch Penguin Tenaga with project partner Penguin International Ltd and Danfoss.

SEA FORREST ENGINEERING PTE LTD

Specialist in engineering solutions for the Marine and offshore industry



With our partners, we are embarking on a transformation towards sustainable equipment fabrication. With the current focus of renewable energy, we are supporting our new and current customers in their own transformation towards a more sustainable future.

Incorporated in 2014 and joining the BH Global family in March 2021, Sea Forrest Engineering Pte Ltd ("SFE") specialises in providing engineering solutions to the marine and offshore vessel owners. With our in-house developed project management system, we provide customers with a one-stop solution for service and maintenance, structural and piping fabrication, and procurement services. Scope provided includes the following.

- Afloat repair of marine and offshore vessels
- Mobilization of offshore vessels
- Scrubber line retrofit
- Riding crew services
- Structural and piping fabrication
- Equipment fabrication
- Energy storage container system fabrication

Business Profile:

Integration Engineering

BOS OFFSHORE & MARINE PTE LTD

Turnkey solutions provider in engineering, procurement and project management and front-end engineering design for electrical, instrumentation and telecommunications systems



BOS Offshore & Marine Pte Ltd ("BOS") is a material stockist of Glass Reinforced Epoxy ("GRE") pipes for the region. GRE pipes have become increasingly sought after for marine scrubber and ballast water management system installations due to its Green characteristics:

- **75% lighter than traditional mild steel pipes which contributes to reduced fuel consumption**
- **immune to sea water corrosion and does not require maintenance and replacement over the lifetime of the vessels**

BOS also specializes in turnkey solutions for GRE pipes supplies, pre-fabrications, engineering designs, installations and commissioning.

In 2017, BOS entered into a joint venture with strategic Japanese partners, Taiyo Electric Co Ltd and Sanshin Electric Corporation, to form BOS Marine Offshore Engineering Corporation ("BOSMEC") with the headquarters in Tokyo and operates an engineering office in Kobe. Leveraging on the partners' vast networks and connections in Japan, BOS will continue to explore and introduce its Green initiatives in the Japanese and regional maritime markets.



Business Profile: Cyber Security

ATHENA DYNAMICS

A trusted cyber security advisory company that focuses on game-changing, disruptive IT & OT cyber protection technologies



Going Beyond Security by Design, Fulfilling Security by Operational Practices.

Established in 2014, Athena Dynamics Pte Ltd (“Athena Dynamics”) sources and bridges game-changing, disruptive technologies to Singapore and the Asia Pacific region. Athena Dynamics has achieved strong tractions in cyber protection and has been awarded more than 150 projects in the protection of Critical Info-Infrastructures (CII) in the public and the private sectors. Alongside that, Athena Dynamics bagged 8 CII protection related awards, onboarded 5 large system integrators and official partners with live projects, and contributed to more than 250 invited industry speaking and papers on CII protection thought leadership and disruptive paradigms.

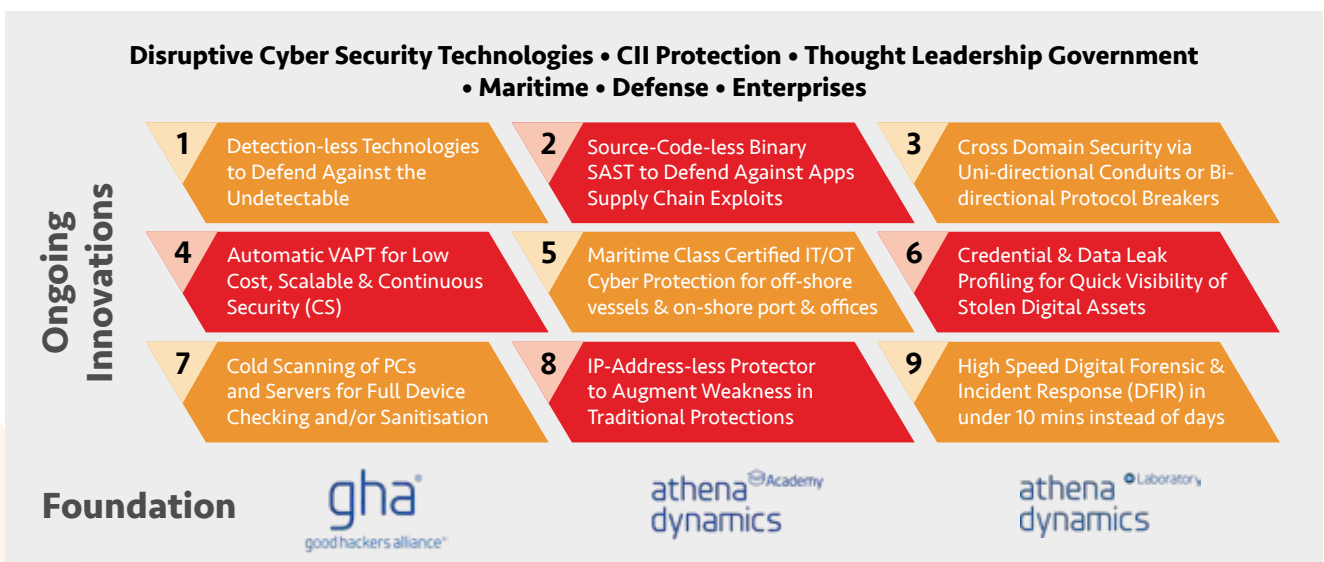
Athena Dynamics is a pure-play cyber security consulting arm of BH Global which is fully independent of any state-level relationship. This gives Athena Dynamics the full neutrality and trust of regional and global customers to assist with cyber protection of their Enterprise Information Technology platforms (IT), Industrial Control Operation Technology Systems (OT) and not least, Critical National Info-Infrastructures (CNII).

The Good Hackers’ Alliance (“GHA”) formed by Athena Dynamics delivers best practices via custom mix of credible and ethical hacker groups with state-level competencies. GHA has since fulfilled more than 40 vulnerability assessments for sensitive establishments, as well as recovery operations necessitated by cyber related breaches. Under the framework of GHA, customers enjoy the collective advantages of best practices handpicked for



each type of project. They also enjoy the assurance of the project being primed and backed by Athena Dynamics.

In FY2022, Athena Dynamics was awarded the Business Eminence Award 2022 presented by dun&bradstreet, Rising Star Award under the CybersecAsia Readers’ Choice Awards 2022 and the Start-up Innovation Award under Channel Asia Innovation Awards 2022. Ken Soh, CEO of Athena Dynamics and the Group’s CIO, was also awarded the CIO100 ASEAN Awards in FY2023.



Business Profile:

Infrared and Thermal Sensing Technology

OMNISENSE SYSTEMS

A leader in thermal night vision and mass fever screening



Established since 2006, Omnisense Systems Private Limited ("Omnisense") was acquired by BH Global in 2016. It develops and manufactures advanced night vision, remote sensing and motion control systems used in industrial, commercial and law enforcement applications. Its core competencies are in advanced motion control and sensing systems, real-time operating systems (RTOS), custom IP cores and digital signal processing. Omnisense also undertakes specialized projects requiring integrated digital system builds and highly customized mechanical, hardware & software development.

Omnisense commands extensive experience and expertise in vision systems, infrared thermography and advance mechanical design. It invests heavily in Research and Development and has built significant capabilities in the realm of highly integrated digital system design and development. Today, Omnisense boasts strong and capable manufacturing and maintenance capabilities. Its highly automated infrared temperature calibration laboratory is probably the most advanced privately-owned setup in the region.

In February 2020, Omnisense established a sales and marketing office in the United States of America to explore and develop business opportunities in the world's biggest commercial night vision camera market.

1) Mass Fever Screening System ("MFSS")

The Omnisense MFSS is the most advanced in the market, featuring infrared cameras that can identify individuals with mild fever with an accuracy of +/- 0.1°C. The MFSS has served well for many years at all of Singapore's air, land and sea check points, as well as at many hospitals, corporations, learning institutions and government agencies to protect Singaporeans against outbreaks of virus and influenza. The MFSS has taken a prominent and critical role as Singapore's first line of defence in the fight against the COVID-19 pandemic.

2) Marine Night Vision

Marine Night Vision High-end gyro stabilized infrared cameras which outperform that of the current market leader. References from international customers ranging from coast guards, crew boat operators and pleasure craft owners are testament to the superior quality and reliability of Omnisense's marine night vision products.

3) Research and Development

Research and Development Advanced technical capabilities through R&D. Omnisense continues to build on its R&D capabilities with the establishment of a R&D centre in Taipei in 2017.





CHAIRMAN STATEMENT



Dear shareholders,

On behalf of the Board of Directors, I would like to present to you the annual report of BH Global Corporation Limited (“BHG” or the “Group”) for the financial year ended 31 December 2023 (“FY2023”).

Resilience

Despite facing challenges in the transformation of the Group’s businesses, the company has demonstrated resilience and adaptability and have remained steadfast in our commitment to innovation, sustainability, and customer satisfaction.

Improving Core and Continuous Green Initiatives

Our portfolio of products has continued to evolve, with a particular focus on advancing technologies that redefine industry standards. Our LED lighting solutions illuminate not just vessels but also pathways towards greener, more energy-efficient maritime operations. In parallel, our unique maritime cyber security offerings stand as a testament to our dedication to safeguarding the digital infrastructure of our clients, ensuring resilience against evolving cyber threats.

Moreover, our endeavors in the electrification of vessels signify our proactive approach towards sustainable maritime transportation. By pioneering electrification technologies, we aim to reduce carbon emissions and mitigate the environmental impact of marine operations, contributing to a cleaner, more sustainable future for our oceans.

Green Sustainability and Decarbonisation

The Maritime and Port Authority of Singapore (“MPA”) aims to encourage ambitious and concrete long-term strategies to build a sustainable Maritime Singapore through the Maritime Singapore Decarbonisation Blueprint: Working Towards 2050. The Blueprint will contribute to Singapore’s commitments under the United Nations’ 2030 Sustainable Development Agenda, Paris Agreement, and the Initial IMO Strategy on reduction of GHG emissions from ships and strengthening Singapore’s value proposition as a leading global hub port and international maritime centre.

By 2030, MPA aims to reduce absolute emissions from the domestic harbour craft fleet by 15% from 2021 levels, through the adoption of lower-carbon energy solutions such as blended biofuel, LNG, diesel-electric hybrid propulsion, and full-electric propulsion. While by 2050, MPA aims for the harbour craft fleet to halve 2030-level emissions by transitioning to full-electric propulsion and net zero fuels.

In FY2022, Integrated Engineering division business unit Sea Forrest Power Solutions Pte Ltd, was announced to be part of The Coastal Sustainability Alliance to decarbonise Singapore’s coastal delivery eco-system. The alliance will lead Singapore to transition the country’s current 1,600 harbour crafts, used to deliver supplies from shore to ships called in Singapore’s waters, to run on more environmental-friendly fuel and be more efficient as they are gradually phased out.

With prior history in delivering the first diesel-electric hybrid fast launch in Singapore, the Integration Engineering Unit sees value in their expertise in electrification and hybridisation for the local and regional markets. We will continue to invest in R&D to build up our technical competencies. We are working with various key partners to seize upcoming opportunities and to support the decarbonization initiatives in Singapore and regional countries.

Focus on Development and Building Partnership

For the Infrared and Thermal Sensing Technology unit, the abrupt cessation of resources due to US-China trade war delayed the expected launch of new Micro and Mini owing to lengthier product redesign and stabilization. OMS is restructuring their US sales channels through direct marketing to end users and OEM from its marketing office in Fort Lauderdale in Florida. The management is also actively engaging Middle East and European markets and strategically trimming down inventory holding to drive down costs.

The Cyber Security Unit sees increased successful delivery and implementation of its unique cyber technologies. With its credentials and track record built up over the years, the Business Unit will continue to deliver disruptive cyber technologies and solutions to protect clients’ critical Information/Operation networks against advanced persistent threats. The team is reaching out to regional and global markets, as well as bringing its experience to maritime industries.

Environmental – Electrification – Digitalisation

The Group will continue our transformation roadmap with focus on initiatives related to the themes of Environmental–Electrification – Digitalisation. This represents our commitment in forging ahead towards “Building a Sustainable Future” for both the Group’s operations as well as the environment at large.

In the heart of our success lies the collective effort and dedication of our team. As we celebrate our achievements, it’s imperative to acknowledge the indispensable role of teamwork in our journey- the collaboration, cooperation and a shared vision.

Looking ahead, we remain committed to driving innovation, fostering sustainability, and delivering value to all our stakeholders. With a resilient spirit and a united workforce, I am confident that we will continue to chart a course toward a sustainable and prosperous future.

Appreciation

On behalf of the Board, I would like to thank the support and contributions from all our staffs, partners, vendors, shareholders, government agencies and all other stakeholders in making FY2023 a successful year for BH Global. In appreciation of the continual support from the shareholders, the Board has proposed a final dividend of 0.7 Singapore cent per ordinary share for approval at the forthcoming annual general meeting.

Vincent Lim Hui Eng

Executive Chairman and Chief Executive Officer

Board of Directors



1. MR VINCENT LIM HUI ENG

Executive Chairman and Chief Executive Officer

Mr Vincent Lim Hui Eng is BH Global's Chief Executive Officer. He was appointed as a Director since April 2004 and was appointed as Acting Executive Chairman on 8 July 2016. Subsequently, he was appointed as Executive Chairman on 14 September 2016.

Mr Vincent Lim is responsible for the Group's strategic business planning and development. He has over 30 years of working experience, all of which has been in the supply chain management business of the marine electrical industry. Prior to joining BH Global, Mr Vincent Lim was an executive director of Beng Hui Electrical Trading Pte Ltd from 1987 to 2003.

Mr Vincent Lim graduated from Ngee Ann Polytechnic with a Diploma in Building Maintenance & Management in 1985.



2. MR PATRICK LIM HUI PENG

Executive Director and Chief Operating Officer

Mr Patrick Lim Hui Peng graduated from Ngee Ann Polytechnic with a Diploma in Electrical and Electronic Engineering in 1986. Prior to joining the marine business in 1992, Mr Patrick Lim served in the Republic of Singapore Navy as chief technician for Underwater Systems.

Mr Patrick Lim has over 30 years of experience in the electrical business for the Marine & Offshore industries. He was appointed as Executive Director of BH Global in 2004 and has served as the Chief Operating Officer of the Group since 2008. Mr Patrick Lim is responsible for the Group's operations and strategic planning of the Group's various divisions - Electrical and Technical Supply, Green LED Lighting, Integration Engineering, Cyber Security and Infrared and Thermal Sensing Technology divisions. Together, the five divisions are synergized for growth by leveraging on the collective expertise and market networks. This helped to create a platform for BH Global to embrace technology, adapt and transform to build a sustainable future.



3. MR HENRY TAN SONG KOK

Non-Executive and Independent Director

Mr Henry Tan Song Kok was appointed a Director of BH Global on 24 April 2017. He is the Group CEO & Chief Innovation Officer of CLA Global TS Group (Formerly Nexia TS Group) and Director of the global board of CLA Global Limited. He was previously the Asia Pacific Regional Chairman and board member of Nexia International. Mr Tan currently sits as an independent director on the boards of Asia Vets Holdings Ltd, Penguin International Limited, Dyna-Mac Holdings Ltd. and Trans-China Automotive Holdings Limited, companies listed on the SGX, as well as China New Town Development Co. Ltd, a company listed on the Hong Kong stock exchange.

Mr Tan is serving on the Sustainability subcommittee of the Greens Skills Committee. He was the former Chairman of Education Subcommittee on Sustainability Reporting of ISCA and former committee member of the Institute of Singapore Chartered Accountants ("ISCA") Sustainability and Climate Change Committee. He is also serving on the Singapore Jiangsu Economic Cooperation Council. He is a member of AFA Working Committee 2 of ASEAN Federation of Accountants. He was previously on the EXCO & served as Treasurer of Singapore Fintech Association and ASEAN Federation of Accountants, President of Spirit of Enterprise, Chapter President of Entrepreneurs' Organisation, Council Member of ISCA and Chairman of Nanyang Business School Alumni Advisory Board.

Mr Tan holds a Bachelor of Accountancy (First Class Honours) from National University of Singapore. He also attended the Advanced Executive Management Development Program at Beijing Tsinghua University. He is a Fellow of the ISCA, Institute of Chartered Accountants of Australia and New Zealand, CPA Australia, Insolvency Practitioners Association of Singapore Limited, ASEAN CPA and ISCA Financial Forensic Professional Credential. He is also an Associate Member of Singapore Institute of Internal Auditors, Singapore Institute of Directors and Singapore Chartered Tax Professionals. Mr Tan is a Chartered Valuer and Appraiser and sits as a Council Member of the Institute of Valuers and Appraiser, Singapore. He is an Approved Liquidator registered with the Accounting & Corporate Regulatory Authority (ACRA) and a licensed Insolvency Practitioner by Ministry of Law.



4

4. MR LOH WENG WHYE

Non-Executive and Lead Independent Director

Mr Loh Weng Whye was appointed as a Director of BH Global on 3 August 2005 and further appointed as the Lead Independent Director in February 2007. He is a veteran in energy/power industry and infrastructure development in Singapore and the region, with over 50 years of experience in senior appointments with the civil service, government-linked companies and the private sector. While with the Public Utilities Board, he headed Generation Projects responsible for building up a world-class power generation infrastructure in Singapore in terms of technologies, reliability and efficiency. He was also the founding General Manager (Projects) of Tuas Power Ltd. He played a contributive role in establishing the Asia-first liberalized competitive electricity market in Singapore.

Mr Loh was formerly President/CEO of ST Energy Pte Ltd and SembCorp Energy Pte Ltd who spearheaded the power industry in Singapore and overseas. He was later appointed Advisor to Green Dot Capital, an investment and holding company under Temasek Holdings. He was a director of several SGX-listed companies: China New Town Development Ltd, Leeden Ltd, United Envirotech Ltd and XinRen Aluminum Holdings Ltd, and Senior Advisor to YTL Power International Bhd (Malaysia). He also served on the Mechanical and Production Engineering Advisory/Consultative Panels of NUS and NTU for many years.

Currently, Mr Loh sits on the boards of several Singapore and overseas corporations, including a SGX-listed company, Hatten Land Ltd. He also holds advisory appointments in external councils and charity organizations. Holding MSc (Ind. Eng.) and BEng (Mechanical) degrees, he is a Professional Engineer (Singapore), Fellow of the Institution of Engineers, Singapore (FIES), Fellow of the Singapore Institute of Directors (FSID), and Fellow of the Chartered Management Institute, UK (FCMI).

5. MR WINSTON KWEEK CHOON LIN

Non-Executive and Independent Director

Mr Winston Kwek Choon Lin was appointed a Director of BH Global on 3 August 2005.

Specialising in international trade and shipping law since 1991, Mr Kwek is experienced in maritime issues and is a partner in the International Trade and Shipping Practice Group in Rajah & Tann Singapore LLP. Since 2000, he has been nominated by various established legal publications as one of the leading lawyers in the region, especially in the areas of shipping and maritime law, and was appointed by the Singapore Academy of Law in 2019 as a Senior Accredited Specialist on its inaugural panel of Maritime and Shipping Specialists. In 2020, Mr Kwek was appointed as a Specialist Mediator (Shipping) by the Singapore International Mediation Centre; and in 2022 was admitted as a Fellow of both the Chartered Institute of Arbitrators and Singapore Institute of Arbitrators and an Accredited Maritime Arbitrator by the Singapore Chamber of Maritime Arbitration. In 2023, Mr Kwek was recognized as one of Asia's Super 50 Disputes Lawyers by Asian Legal Business and in 2024 was appointed to the inaugural panel of maritime mediators jointly by the Singapore Chamber of Maritime Arbitration and Singapore International Mediation Centre.

Mr Kwek graduated with a Bachelor of Law (Honours) from the National University of Singapore in 1990 and was called to the Singapore Bar in March 1991. Between 2003 and 2016, he was an Adjunct Associate Professor in the Faculty of Law at the National University of Singapore, teaching the Law of Marine Insurance.

Mr Kwek also sits, as an independent director, on the board of Penguin International Limited, a company listed on the SGX.



5

KEY MANAGEMENT



1. MR JOHNNY LIM HUAY HUA

Director, Logistic Operations

Mr Johnny Lim Huay Hua is BH Global's Director of Logistic Operations since April 2004. He is responsible for managing the logistics and distribution functions within the Group. Mr Johnny Lim has over 30 years of working experience, of which over 28 years are related to the marine electrical supply industry.

2. MS EILEEN LIM CHYE HOON

Director, Corporate Administration & Human Resource

Ms Eileen Lim Chye Hoon is BH Global's Director of Human Resource and Administration since April 2004. She is responsible for overseeing all human resource and administration related matters. Ms Lim has more than 40 years of working experience involving finance, personnel and administrative functions.

3. MR KEEGAN CHUA TZE WEE

Chief Financial Officer

Mr Keegan Chua Tze Wee was appointed as our Chief Financial Officer on 10 October 2022 and is responsible for all aspects of financial planning, financial budgeting and control matters. Mr Keegan Chua has around 30 years of experience in accountancy, audit and finance.

Prior to his appointment, he had assumed auditing, finance and accounting positions in various accounting firms and SGX listed companies, including as Chief Financial Officer of BH Global from 2006 to 2018. Mr Keegan Chua obtained his Bachelor of Accountancy (Honours) degree from The Nanyang Technological University in 1994 and is a member of the Institute of Singapore Chartered Accountants. In 2011, he was awarded the Best Chief Financial Officer of the year (companies with less than \$300 million in market capitalization) at the Singapore Corporate Awards.

4. MR KEN SOH LEE MENG

Group Chief Information Officer, CEO for Athena Dynamics Pte Ltd

Mr Ken Soh Lee Meng holds concurrent appointments as Group CIO of BH Global since 3 March 2014 and as the founding CEO of the Athena Dynamics Pte Ltd ("Athena Dynamics") since 15 July 2014. In Oct 2022, Ken was elected by SGTech to chair its Cyber Security Chapter. SGTech is a 40-year-old tech trade association in Singapore with more than 1,200 enterprise members. Additionally, he has been inducted as a member of the advisory board at Maritime Fairtrade publication as a Maritime Cyber Security Expert in Jun 2023.

Mr Soh has more than 30 years of working experience in the Information and Communication Technologies (ICT) industry. Prior to joining BH Global, Mr Soh held various C-level positions in public and private sectors with operational and business leadership responsibilities in ICT Master Planning and Profit & Loss responsibilities. In BH Global, he spearheaded various digital transformation initiatives including data visualization and strengthening of the Group's ERP platform. Alongside that, Mr Soh also initiated and driven the transformation of BH Global's Group IT department from a cost center to a profit center, spinning it off as a subsidiary company, Athena Dynamics. The company has since been awarded more than 200 projects in cyber protection of classified and critical info-infrastructures (CIIs) in government, defence, maritime, financial and commercial enterprises.

In recognition for Mr Soh's leadership in enterprise business and digital transformation, he and athena dynamics have been awarded TTAB 2023 Awards, AiSP Cyber Security Leaders Award 2023, Transformative CIO Award 2022 by Economic Times SEA, ASEAN CIO 50 Award (for 2019 and 2020), ASEAN CIO 75 Award (for 2021) and ASEAN CIO 100 Award (for 2022 and 2023) by the International Data Group (IDG). Additionally, Athena Dynamics also bagged the Business Eminence Award 2022 by Dun & Bradstreet, the Best CISO 2022 Award by AVAR, Start-up Innovation Award 2022 by IDG Foundry, Rising Star Award 2022 by Cybersec Asia etc.

Mr Soh has been an avid industry thought leadership speaker and writer. Since the inception of Athena Dynamics in mid-2014, he has contributed more than 250 thought leadership speaking engagements

and papers in industry conferences, press and media. He holds a Master of Science in Computer Studies (AI) with distinction award from the University of Essex (UK); and a Master of Business Administration (eMBA) from the Nanyang Technological University of Singapore (NTU), a joint programme between Nanyang Business School of NTU and University of California, Berkeley.

5. MR LEONARD LIM SIANG SOON

CEO for Omnisense Systems Private Limited

Mr Leonard Lim Siang Soon is the founder and Chief Executive Officer of Omnisense Systems Private Limited ("OMS") since 2006. Before founding OMS, Mr Leonard Lim specialised in international sales and marketing, having represented leading local and international corporations in the global marketplace. Over the past 17 years, he has been deeply involved in the commercialization and development of night vision and thermography products. Mr Leonard Lim is passionate about product development work and offers a unique market perspective that heavily influences OMS's product design.

As the CEO of OMS, Mr Leonard Lim believes in capability building. He has in the past ten years, developed significant technical capabilities within the company. These efforts have enabled OMS to develop technically advanced products that are competitive in the global marketplace.

6. MS JASMIN LIM RUI LI

Chief Marketing Officer

Ms Jasmin Lim Rui Li joined the Company as a Marketing Executive in 2012 and is currently the Chief Marketing Officer of the Group. She was appointed as a Director of Beng Hui Marine Electrical Pte Ltd on 1 September 2017. She graduated from Singapore Institute of Management - RMIT University with a Bachelor of Marketing Degree. Ms Jasmin Lim drives the Group's Marketing and Strategic Development through Digitalization and Sustainability initiatives. She brings a genuine passion for building valuable long-term partnerships with customers, vendors, and employees. She sits in the Council of the Singapore Association of Ship Suppliers and Services ('SASS') and is a member of Association of Singapore Marine Industries Women's Wing.

KEY MANAGEMENT (Cont'd)

7. MR ALEX Y.H. WANG

President for General Luminaire Holding Pte Ltd

Mr. Alex Wang is the founder and President of General Luminaire Holding Pte Ltd. He graduated from the Business School of Columbia University, New York, with a MBA degree in Finance/Accounting and also holds a degree majoring in Business from National Taiwan University, Taiwan. While in college, Mr. Alex Wang had completed all required courses of computer science and worked part-time as a software programmer. Mr. Alex Wang has more than 25 years of LED lighting experience and prior to lighting, he worked as a financial system programmer in EXIS/Nederlandsche Middenstands Bank in New York City. The unique background of computer software and lighting made him a pioneer in LED lighting and control. Mr. Alex Wang invented a dozen of LED lighting technology and acquired the US/China patents under General Luminaire.

Mr. Alex Wang founded General Luminaire in 2004, at the request of Philips Lighting Asia to develop LED architectural lighting platform for Philips. Since then, General Luminaire has grown into an integrated LED lighting company with strong R&D team and fully automated factory. In 2011, General Luminaire joined BH Global to further expand its business.

8. MR GEORGE LEE SZE MIN

CEO for Sea Forrest Technologies Pte Ltd

Mr George Lee Sze Min was appointed CEO for Sea Forrest Technologies Pte Ltd (previously known as BOS Engineering International Pte Ltd) in February 2021. He has more than 20 years of working experience in the Marine and Offshore sector, specialising in Offshore Project Management, Construction and Repairs of offshore rigs, Afloat Repairs, Engineering Design and EPCC (Engineering Procurement Construction and Commissioning) projects. Over the years, he has gained valuable experience working in China, Holland, Middle East, Korea, United States and Singapore.

Mr Lee has been heavily involved in the green initiatives of Marine Electrification and has been a business partner of Sea Forrest Technologies Pte Ltd for Singapore's first new build hybrid electric vessel. With his years of experience in marine systems and engineering, he is instrumental in the design and integration of the Parallel Hybrid Electric Propulsion system to the fast launch. Mr Lee also designed and filed for patents on various sub systems of the Marine Electric propulsion systems.

Mr Lee was awarded Keppel Group Scholarship after attaining his diploma to study in Nanyang Technological University. He joined Keppel FELS Ltd after his graduation in 2001 as Mechanical Engineer and was quickly promoted up in the organization, first as a Project Engineer for new building Jack up rigs and then as a Project Manager for a series of Semisubmersible Drilling rigs.

Subsequently, he joined Yantai Raffles Shipyard (now known as CIMC Raffles Offshore Engineering Co., Ltd) in 2007 as a Project Director in Shandong, China. He was managing multiple new building vessels that were of new designs. He was later appointed as acting CTO (Chief Technical Officer) of Engineering department, managing the Project and Engineering departments concurrently. He was subsequently appointed as Marketing Director, before returning to Singapore to run his own businesses as the founding Managing Director of Sea Forrest.

Mr. Lee attended the Advance Project Management Course in Stanford University, California. He holds a MSc in Industrial and System Engineering from National University of Singapore, a Mechanical and Production Engineering Degree from Nanyang Technological University and a Diploma in Mechatronics from Ngee Ann Polytechnic.

OPERATIONAL AND FINANCIAL REVIEW

The Group's revenue increased by 7% to S\$59.2 million in FY2023 mainly due to higher revenue contribution from the Electrical & Technical Supply and Security Divisions.

The Group's gross profit increased by \$1.3 million, from \$23.1 million in FY2022 to \$24.4 million in FY2023, is in line with the increase in turnover by \$4.0 million. Overall gross margin remains comparatively unchanged at around 41% for both FY2022 and FY2023.

Other operating income in FY2023 increased by \$0.2 million as compared to FY2022. This was mainly due to the higher foreign exchange gain FY2022.

For FY2023, selling & distribution expenses decreased by \$0.9 million or 6%, mainly due to:

- decrease in repair and maintenance expenses of \$369k;
- decrease in research and development expenses of \$132k;
- decrease in advertising and promotion expenses of \$179k.

Administrative expenses remain comparatively unchanged.

For FY2023, the Group registered a net profit of \$2.7 million compared to \$2.1 million in FY2022. This is mainly due to increase in revenue and lower operating expenses in FY2023.

SEGMENTAL OVERVIEW

Electrical and Technical Supply

The Electrical and Technical Supply division accounted for 74% of the Group's turnover in FY2023. Revenue from the division increased by S\$3.9 million (10%) to S\$43.8 million in FY2023 as the industry continues to recover in the level of activities, with the resumption of operations by shipyards in Singapore and in the region.

Green LED Lighting

The Green LED Lighting division is driven by the Group's associated company, GL Lighting Holding Pte Ltd ("GLH"), GLH reported a profit in FY2023 as compared to a loss in FY2022 due to higher delivery to customers in FY2023.

Security Division

The Security Division comprises Infrared and Thermal Sensing Technology and Cyber Security businesses. Revenue from this division increased by \$0.5 million (6%) in FY2023. This was mainly due to increase in revenue of \$0.8 million from Cyber Security Division.

Integration Engineering

In FY2023, revenue for the Integration Engineering Division decreased by S\$0.5 million (6%) mainly due to delays in certain projects.



OPERATIONAL AND FINANCIAL REVIEW (Cont'd)

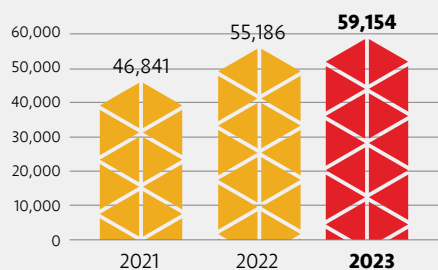
KEY BALANCE SHEET HIGHLIGHTS

| (S\$'000) | As at 31 Dec 2022 | As at 31 Dec 2023 |
|-------------------------------|----------------------|----------------------|
| Total Assets | 88,115 | 88,362 |
| Property, plant and equipment | 17,613 | 17,476 |
| Inventories | 32,997 | 30,743 |
| Cash and bank balances | 5,737 | 5,305 |
| Total Liabilities | 34,082 | 32,956 |
| Borrowings | 8,289 | 7,954 |
| Total Equity | 54,033 | 55,406 |

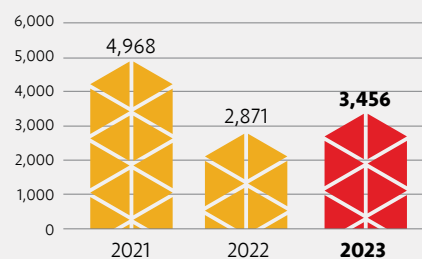
KEY STATISTICS

| | 2021 \$'000 | 2022 \$'000 | 2023 \$'000 |
|--|----------------|----------------|----------------|
| REVENUE BREAKDOWN BY SEGMENTS | | | |
| Electrical and Technical Supply | 34,753 | 39,911 | 43,832 |
| Security | 9,203 | 8,048 | 8,553 |
| Intergration Engineering | 2,885 | 7,227 | 6,769 |
| | 46,841 | 55,186 | 59,154 |
| NET PROFIT ATTRIBUTABLE TO SHAREHOLDERS | 4,968 | 2,871 | 3,456 |
| SHAREHOLDER'S EQUITY | 53,167 | 54,138 | 56,300 |
| EARNINGS PER SHARE (CENTS PER SHARE) | 1.66 | 0.96 | 1.15 |

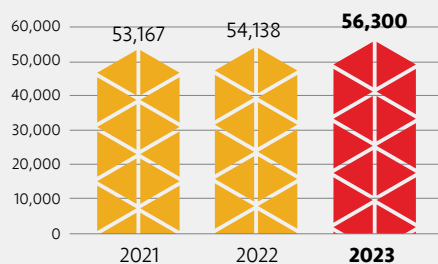
REVENUE (S\$'000)



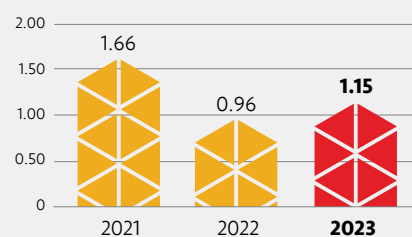
NET PROFIT ATTRIBUTABLE TO SHAREHOLDERS



SHAREHOLDER'S EQUITY



EARNINGS PER SHARE (CENTS PER SHARE)



INVESTOR RELATIONS

Since its listing in 2005, BH Global is committed to good corporate governance and constantly strives to improve on its communications with shareholders and the investment community. The Group won the Best Investor Relations Awards at the Singapore Corporate Awards for four consecutive years from 2007 to 2010, which is a strong endorsement of the Group's commitment towards good corporate disclosure and communication.

BH Global announces its financial results on a half-yearly basis within the regulatory timelines. The Group also makes timely announcements on the Singapore Exchange to keep its shareholders and other important stakeholders updated on material corporate activities and developments.

The Group organizes periodic briefings with analysts, fund managers and investors to update them on the Group's activities and developments, investment merits, financial highlights and business outlook.

Management also participates in relevant media supplements and engages the investment community by speaking to the financial media on topics of interest. BH Global and its various companies have been featured in both the mainstream media and other online media and trade publications. Mainstream media and trade publications are also invited to events such as Memorandum of Understanding signing ceremonies.

The Group's website at www.bhglobal.com.sg provide timely updates on the Group's key developments and activities, including participation at trade shows, contract wins and media releases. Background information on the Group's Directors and Key Management personnel, business units and activities as well as investor relations contact details can also be found on the Group's website. The Group also makes use of social media platforms such as LinkedIn and Facebook to share industrial developments, relevant articles and publications and Group related events and developments to shareholders and potential investors.

The Board of Directors reaffirms its commitment to maintaining a high level of transparency and accountability to shareholders and the investment community.



EMPLOYEES & ORGANISATION

At BH Global, we believe strong training and development programs are critical tools for retaining the right talent. By investing in our employees' growth and their well-being, we are equipping them with the skills they need to thrive and keep them engaged in their careers at BH Global.

TRAINING AND DEVELOPMENT:

Investments in skill upgrades, professional and personal development are essential to unlocking the full potential of our people.

We encourage our employees to attend programs and seminars aimed at broadening their knowledge and expertise in various areas such as finance, accounting, marketing, information technology, engineering and other technical and operational topics. Apart from learning and developing the individual's skill sets, such participation also provides a more holistic overview of the respective field of operation as well as of the current trends and future potential in those respective areas.

BH Global has also been invited by Association of Singapore Marine Industries (ASMI) to join the Career Conversion Programme (CCP) for Marine & Offshore Energy Sector. The programme enforces staff training when they enter the company or retraining after a few years to "greenify" M&OE jobs and add green elements to existing job scopes through equipping employees with skills, knowledge and competencies required for their new or expanded role.

BH Global sees training as the means to identifying potential managers and future leaders, helping staff members in developing and upgrading their technical skills and supporting and enhancing career development opportunities for employees.

Through training and development, employees can develop the skills necessary for them to take up new roles within the organization. BH Global supports internal, cross-department career mobility by identifying redeployment opportunities and offering further training and development to prepare our staff for such movements. The benefits of continuous training compound with time and it is through long-term employee training and development that the Group reaps the most significant returns on.

BH Global takes a strategic and systematic approach to training and development by aligning the individual's growth with business goals for leadership development. Such an approach encompasses a strong focus on corporate culture, individual leadership capabilities, a growth mindset and continuous learning.

The Group has benefitted from its approach through reduced employee turnover, stronger succession pipelines, increased employee motivation, and demonstration of enhanced employee engagement, productivity, and competency. The Group is looking to expand the scope of training provided to employees to include more sustainability related courses such as the Marine Decarbonisation Champion Workshop, organized by ASMI, in partnership with the Employment & Employability Institute (e2i) and Workforce Singapore (WSG), aimed to facilitate the Marine & Offshore Energy sector to be future-ready and more competitive globally as demand drivers are increasingly demanding for low carbon businesses to be part of their supply chain.

WELFARE AND TEAMBUILDING:

The Group conducts various welfare and teambuilding events to foster cohesiveness and promote camaraderie between employees and management.

Group employees also participated in BH Global's Back-to-School event, an annual Corporate Social Responsibility initiative of the Group. In collaboration with Taman Jurong Community Centre and Jurong Spring Community Activities Centre, the event was held on the 18th November 2023 and 9th December 2023 and volunteers were assigned to carry out activities at the respective locations set days.

"Back-to-School" aims to assist students from lower-income families with much needed supplies such as stationery and bags in preparation for the new school term. 2023 marks the fifteenth year that BH Global has organized this meaningful event. Apart from fulfilling its CSR objectives, such events serve to build a strong sense of team spirit and cohesiveness among the Group employees across various teams.

In 2023, BH Global begun the second term for the Let's Get Physical Program. Aimed to promote staff welfare and team bonding, the program also improves the overall wellness of our employees. The program is carried out once a week by a licensed practitioner and a new sport will be selected every year through a voting exercise.

In October 2023, BH Global held a Company event, where employees gather for food and drinks and bond with people from other departments.



CORPORATE SOCIAL RESPONSIBILITY

CONTRIBUTIONS TO COMMUNITY

BH Global strongly believes in Corporate Social Responsibility (“CSR”) as we recognize the importance of building strong relationships with our stakeholders and supporting the communities that we operate in.

Our commitment to be a good corporate citizen is made possible by the collective efforts of all employees of the Group. We strongly encourage our staff to participate in the Group’s CSR initiatives by incorporating CSR values and beliefs into our corporate culture. BH Global strives to make a difference to the community at large by focusing our CSR efforts in the areas of education and community development through staff volunteerism and monetary donations.

In collaboration with Taman Jurong Community Centre and Jurong Spring Community Activities Centre, BH Global was able to continue our annual “Back-to-School” event for its fifteenth run on the 18th November 2023 and 9th December 2023. “Back-to-School” is an annual event hosted by BH Global to provide students from lower-income families with much needed supplies such as stationery, bags and surgical masks in preparation for the new school term. BH Global is the organizer of this meaningful event, taking up costs associated with gifts, logistics and refreshments served at the event.

The Group’s Human Resource team contributed valuable efforts in planning, coordinating and conducting the event

program. Several of the Group’s staff and families from various departments volunteered, handing out bags packed with stationery to students. The joy and gratitude that these students exuded upon receiving the school supplies were truly heartening and rewarding to us.

The Group also makes monetary donations regularly to various community and charitable organizations, such as the Singapore Thong Chai Medical Institution, Sian Chay Medical Institution, Ren Ci Hospital, Cheng Hong Welfare Service Society, Taman Jurong Community Centre and Northwest Community Centre. The Group also supports various charitable events organized by various charities and societies such as those organized by the Society for the Hearing Impaired.

As BH Global continues to grow, in FY2024, we hope to be able to continue with our monetary donations, charity support and to organize the “Back-To-School” for its sixteenth run. BH Global hopes to expand on our “Back-To-School” program to aid a larger audience. The group aims to give back to the community, by taking part in philanthropic causes and providing positive social value.



CORPORATE INFORMATION

BOARD OF DIRECTORS

Vincent Lim Hui Eng

Executive Director, Executive Chairman and Chief Executive Officer

Patrick Lim Hui Peng

Executive Director and Chief Operating Officer

Loh Weng Whye

Lead Independent Director

Henry Tan Song Kok

Independent Director

Winston Kwek Choon Lin

Independent Director

AUDIT COMMITTEE

Henry Tan Song Kok, Chairman
Loh Weng Whye
Winston Kwek Choon Lin

NOMINATING COMMITTEE

Winston Kwek Choon Lin, Chairman
Loh Weng Whye
Vincent Lim Hui Eng

REMUNERATION COMMITTEE

Loh Weng Whye, Chairman
Henry Tan Song Kok
Winston Kwek Choon Lin

RISK MANAGEMENT COMMITTEE

Vincent Lim Hui Eng, Chairman
Patrick Lim Hui Peng
Keegan Chua Tze Wee

GROUP SUSTAINABILITY AND RISK CLIMATE COMMITTEE

Vincent Lim Hui Eng, Chairman
Patrick Lim Hui Peng
Keegan Chua Tze Wee

COMPANY SECRETARY

Pan Mi Keay
Wong Sien Ting

SHARE REGISTRAR AND SHARE TRANSFER OFFICE

Tricor Barbinder Share Registration Services
(A division of Tricor Singapore Pte. Ltd.)
9 Raffles Place, #26-01
Republic Plaza
Singapore 048619

REGISTERED OFFICE

8 Penjuru Lane
Singapore 609189

INDEPENDENT AUDITOR

Baker Tilly TFW LLP
Public Accountants and Chartered Accountants,
Singapore
600 North Bridge Road
#05-01 Parkview Square
Singapore 188778
Partner-in-charge: Khor Boon Hong
(Appointed in financial year 2019)

CORPORATE GOVERNANCE REPORT



CORPORATE GOVERNANCE REPORT

The Group is committed to achieving and maintaining high standards of corporate governance to protect and enhance the interests of its shareholders. It has put in place practices in accordance with the principles and guidelines set out in the Code of Corporate Governance 2018 (the “Code”).

This report sets out the corporate governance practices that have been adopted by the Company with specific reference to the principles of the Code, as well as any deviation from any provision of the Code together with an explanation for such deviation.

BOARD MATTERS

The Board’s Conduct of Affairs

Principle 1: The Company is headed by an effective Board which is collectively responsible and works with Management for the long-term success of the company.

Directors are fiduciaries who act objectively in the best interests of the Company and work with Management for performance and long-term success of the Group. The Board puts in place a code of conduct and ethics, sets appropriate ‘tone-from-the-top’ and desired organizational culture, and ensures proper accountability within the Company. Directors facing conflicts of interest recuse themselves from discussions and decisions involving the issues of conflict.

Matters which are specifically reserved for decision by the Board include those involving business plans, material acquisitions and disposals of assets, corporate or financial structuring, corporate strategy, share issuances, dividends, communications with regulatory authorities and shareholder matters.

The Board’s principal functions are:-

1. Approving the Group’s strategic plans, key operational initiatives, major investments and divestments and funding requirements;
2. Reviewing the performance of the business and approving the release of the financial results announcement of the Group to shareholders;
3. Providing guidance in the overall management of the business and affairs of the Group;

4. Overseeing the processes for internal control, risk management, financial reporting and statutory compliance;
5. Approving the recommended framework of remuneration for the Board and key executives as may be recommended by the Remuneration Committee; and
6. Considering sustainability issues such as environmental and social factors.

The Board has delegated certain specific responsibilities to five (5) Board committees, namely, the Audit Committee (“AC”), Nominating Committee (“NC”), Remuneration Committee (“RC”), Risk Management Committee (“RMC”) and Group Sustainability and Climate Risk Committee (“SC”). More information on these committees is set out below. The Board accepts that while these Board committees have the authority to examine particular issues and will report to the Board their decisions and recommendations, the ultimate responsibility for the final decision on all matters lies with the entire Board.

All Directors are regularly updated by Management and the Corporate Secretary on the industry, business, operations and corporate governance practices of the Group. The Company will, from time to time, invite Directors to attend seminars and briefing sessions to keep pace with financial, corporate governance, regulatory and other changes. All Directors are members of the Singapore Institute of Directors (“SID”), and eligible to receive updates and training from SID. Directors and Senior Management are encouraged to attend relevant courses and subscribe for journal updates on matters of topical interest.

A formal letter is provided to each Executive Director upon his appointment, setting out the Director’s duties and obligations. No formal letters are issued to non-executive Directors as their duties and obligations are governed by prevailing law, codes and regulations.

The Board meets at least four (4) times in a year. Informal meetings are regularly held to discuss and update on corporate and commercial matters. Regulation 110 of the Company’s Constitution allows for participation in board meetings by means of telephone conference or any other similar communications equipment.

The number of Directors’ and Board committees’ meetings and the record of attendance of each Director during the financial year ended 31 December 2023 are set out below:-

| Types of Meetings | Board | | Audit Committee | | Nominating Committee | | Remuneration Committee | |
|------------------------|----------------------|--------------------------|----------------------|--------------------------|----------------------|--------------------------|------------------------|--------------------------|
| | No. of Meetings Held | No. of Meetings Attended | No. of Meetings Held | No. of Meetings Attended | No. of Meetings Held | No. of Meetings Attended | No. of Meetings Held | No. of Meetings Attended |
| Vincent Lim Hui Eng | 4 | 4 | - | - | 2 | 2 | - | - |
| Patrick Lim Hui Peng | 4 | 4 | - | - | - | - | - | - |
| Winston Kwek Choon Lin | 4 | 4 | 4 | 4 | 2 | 2 | 2 | 2 |
| Loh Weng Whye | 4 | 4 | 4 | 4 | 2 | 2 | 2 | 2 |
| Henry Tan Song Kok | 4 | 4 | 4 | 4 | - | - | 2 | 2 |

The Board is provided with adequate and timely information prior to Board meetings and on an on-going basis, and Board papers are distributed in advance of each meeting to Directors. The Company circulates copies of the minutes of the meetings as well as Board papers of all Board committees to all members of the Board to keep them informed of on-going developments within the Group.

The Directors have separate and independent access to the Company's Senior Management, the Company Secretary, and External Advisers (where necessary) at the Company's expense. Should the Directors, whether as a group or individually, require independent professional advice, such professionals (who will be selected with the approval of the Board Chairman or the Chairman of the Committees requiring such advice) will be appointed at the Company's expense.

The Company Secretary attends the Company's Board, AC, RC and NC meetings and is responsible for ensuring that Board procedures are followed. The Company Secretary's role is also to advise the Board on governance matters and to assist the Board and Senior Management in ensuring that the Company complies with rules and regulations which are applicable to the Company. The appointment and removal of the Company Secretary are subject to the approval of the Board as a whole.

Board Composition and Guidance

Principle 2: The Board has an appropriate level of independence and diversity of thought and background in its composition to enable it to make decisions in the best interests of the company.

The Board currently comprises five (5) Directors of whom three (3) are non-executive and independent directors, with majority of the Board being made up of independent non-executive Directors. The Board is supported by various Board committees, namely, the NC, AC, RC, RMC and SC whose functions are described below. The non-executive directors have been able to exercise objective judgement independently from Management and substantial shareholders and no individual or small group of individuals dominate the decisions of the Board.

The Board has adopted the Code's criteria of an independent director in its review. An "independent" director is one (1) who is independent in conduct, character and judgement, and has no relationship with the Company, its related corporations, its substantial shareholders or its officers that could interfere, or be reasonably perceived to interfere, with the exercise of the directors' independent business judgment in the best interests of the Company. Under this definition, independent directors make up a majority of the Board.

The independence of each independent director will be reviewed annually by the NC and the Board. Each independent director is required to complete a checklist annually to confirm his independence based on the guidelines as set out in the Code and the Listing Rules. In the review and deliberation of the independence of the independent directors, the NC and the Board considered the applicable Listing Rules and the guidelines for independence as set out in Provision 2.1 of the Code and are of the view that all its independent non-executive directors have satisfied the criteria of independence.

Two (2) of the three (3) non-executive Directors, Mr Loh Weng Whye and Mr Winston Kwek Choon Lin have served on the Board beyond nine years from the date of their first appointment on 3 August 2005. The Board, having reviewed the independence of these Directors and further taking into accounts the deliberations of the NC, is of the view that both independent Directors are able to exercise independent and objective judgement considering also that there are no relationships or circumstances which may affect their judgement and ability to discharge their duties and responsibilities as independent directors.

However, on 11 January 2023, Singapore Exchange Regulation (SGX RegCo) announced the change of Listing Rules to limit to nine years the tenure of independent directors (IDs) serving on the boards of listed companies and to remove with immediate effect the two-tier vote mechanism for listed companies to retain long-serving IDs who have served for more than nine years.

A transition period is given to find new IDs, as such, existing IDs whose tenure exceeds the nine-year limit can continue to serve as independent directors until the listed companies' annual general meeting (AGM) held for the financial year ending on or after 31 December 2023.

In view of the above amended Listing Rules, Mr Loh Weng Whye and Mr Winston Kwek Choon Lin will be retiring as a Director of the Company upon the conclusion of the forthcoming AGM in respect of the financial year ended 31 December 2023. The NC has recommended and the Board has concurred that Ms Lee Kim Lian Juliana and Mr Kenneth Koh Leong Wie be proposed to be appointed as new Independent Directors of the Company to replace Mr Loh Weng Whye and Mr Winston Kwek Choon Lin, who are retiring after the conclusion of the forthcoming AGM. The appointment of Ms Lee Kim Lian Juliana and Mr Kenneth Koh Leong Wie as new Independent Directors are subject to the approval of Shareholders at the forthcoming AGM. Please refer to page 43 to 51 of the Annual Report for the detailed information of Ms Lee Kim Lian Juliana and Mr Kenneth Koh Leong Wie.

The Company is in compliant with the relevant provisions of the Code as the Independent Non-Executive Directors make up majority of the Board where the Chairman is not independent.

The Board reviews the composition and size of the Board and each Board Committee and the skills and core competencies of its members from time to time to ensure they have appropriate balance and diversity of skills, experience and knowledge of the Company to maximize the effectiveness of the Board and Board Committees. The Board is of the opinion that, given the scope and nature of the Group's operations, the present size of the Board and after the retiring of Mr Loh Weng Whye and Mr Winston Kwek Choon Lin and the appointment of Ms Lee Kim Lian Juliana and Mr Kenneth Koh Leong Wie, is appropriate for effective decision making. The Board is made up of Directors who are qualified and experienced in various fields including business and management, accounting and finance, engineering and industry as well as law, the Board considers that its composition of Directors is well-balanced, with each Director having well-mixed knowledge, business network and commercial experience. The profiles of each of the Directors are provided on pages 18 and 19 of this Annual Report. Accordingly, the current Board comprises persons who as a group, have core competencies necessary to lead and oversee the Company.

CORPORATE GOVERNANCE REPORT (Cont'd)

The current Board composition provides a diversity of background, knowledge and experience to enable the Board to make decisions in the best interests of the Company as follows:-

| Balance and Diversity of the Board | | |
|---|----------------------------|----------------------------|
| Core Competencies | Number of Directors | Proportion of Board |
| Accounting or finance | 1 | 20% |
| Business management | 4 | 80% |
| Legal or corporate governance | 3 | 60% |
| Relevant industry knowledge or experience | 4 | 80% |
| Strategic planning experience | 4 | 80% |
| Customer based experience or knowledge | 2 | 40% |
| Gender | | |
| Male | 5 | 100% |
| Female | 0 | - |

The Company's Diversity Policy is as summarized below:

The Company is dedicated to building a collaborative, diverse and inclusive culture. It acknowledges and supports the benefits of diversity on the Board, and views diversity at the Board level as an important factor in supporting the attainment of its strategic objectives and sustainable development.

A diverse Board will constitute a difference in attributes among the Directors in terms of the following:

- a) Age;
- b) Background;
- c) Ethnicity;
- d) Experience;
- e) Gender;
- f) Skills;
- g) Tenure of Service;
- h) Independence; and
- i) Other factors.

These attributes will be considered in the composition of the Board to attain an optimum balance.

All Board appointments are determined based on merit, in terms of knowledge, skills, experience, diversity and independence as required for the Board to discharge its governance role and responsibilities effectively.

The Board acknowledges that age is an important aspect of diversity as it allows for different viewpoints on issues and concerns that are important to all age groups. While veteran directors may contribute a wealth of experience to the boardroom, younger directors may be more in tune with the requirements of a rapidly changing environment.

As the stakeholders are shifting towards a more varied age profile, age diversity is essential to minimise 'groupthink'

and provide greater representation of all stakeholder groups (including consumer and employee) on the Board. The current Board consists of ages ranging from 50s to 70s. However, with the retiring of Mr Loh Weng Whye and appointment of Mr Kenneth Koh Leong Wie, the age range of the Board will be from 40s to late 50s. The Company has taken an age-neutral stance, i.e. Board member selection is determined based on relevant skills requirements (e.g. technology advancement) and not deemed skills and experiences based on age.

Currently, the Board has five (5) Directors comprising one (1) Executive Chairman and Chief Executive Officer, one (1) Executive Director and Chief Operating Officer, one (1) Non-executive and Lead Independent Director, and two (2) Independent Non-executive Directors. This will remain as a constant ongoing target.

The Board recognizes that women bring different perspectives and voices to the table, debate, and decision-making. This can improve the quality of dialogue and the ability to evaluate issues from several angles.

Currently, the Board consists of all male members. Similar to age diversity, the Company will take a gender-neutral approach and carefully evaluate whether the skills, background and experiences of the candidates are appropriate for the Board and the Company's development. However, with the appointment of Ms Lee Kim Lian Juliana, the Board will have at least 20% of female representation and aims to maintain such female representation.

To ensure this, the Company will continuously improve its candidate search process to be more inclusive including working with specialised search firms, increase pool in personal network searches, expand search with diverse professional background, and etc.

To improve the Company's vision of obtaining the level of diversity within the Board, the Company will place considerable efforts in its selection process to ensure the Company selects and appoints from a range of individuals of various age groups, gender, skills, knowledge, experience, and other relevant aspects of diversity to the Board.

Where relevant, The NC's assessment will be guided by the latest Singapore Exchange ("SGX") Listing (Mainboard) Rules and Singapore Code of Corporate Governance.

The Independent Directors participate actively in Board meetings and provide, amongst other things, strategic guidelines to the Company based on their professional knowledge and experience. They constructively challenge and help develop directions on strategy and review the performance of the Management in achieving agreed targets and objectives.

The Independent Directors, led by the Lead Independent Director, discuss amongst themselves the Company's affairs without the presence of the Executive Directors and the Management as and when required. Thereafter, the Independent Directors would give their feedback to the Board or Executive Chairman as appropriate.

The Independent Non-executive Directors do confer with the external auditors and internal auditors at least once a year and whenever necessary to discuss issues without the presence of Management.

The Board comprises the following members as at the date of this report:-

| Name of Director | Position held on the Board | Date of first appointment to the Board | Date of last re-election as Director | Nature of appointment |
|------------------------|----------------------------|--|--------------------------------------|-----------------------------|
| Vincent Lim Hui Eng | Chairman | 23.04.2004 | 22.04.2021 | Executive / Non-independent |
| Patrick Lim Hui Peng | Director | 23.04.2004 | 26.04.2022 | Executive / Non-independent |
| Loh Weng Whye | Lead Independent Director | 03.08.2005 | 26.04.2022 | Non-executive / Independent |
| Henry Tan Song Kok | Director | 24.04.2017 | 22.04.2021 | Non-executive / Independent |
| Winston Kwek Choon Lin | Director | 03.08.2005 | 24.04.2023 | Non-executive / Independent |

Chairman and Chief Executive Officer

Principle 3: There is a clear division of responsibilities between the leadership of the Board and Management, and no one individual has unfettered powers of decision-making.

Mr Vincent Lim Hui Eng is both the Executive Chairman and Chief Executive Officer of the Company. Although the roles of Executive Chairman and Chief Executive Officer are not separate, the Board is of the view that there are sufficient independent elements and adequate safeguards in place against an uneven concentration of power and authority in a single individual.

The Executive Chairman and Chief Executive Officer will, amongst other responsibilities, lead the Board, ensure effective communication with shareholders, encourage constructive relationship between the Board and Management, as well as between Board members, and promote high standards of corporate governance as well as managing day-to-day business operations of the Group and implementing the Board's decisions.

In view that the Executive Chairman is not being regarded as independent, the Board has, since February 2007, appointed Mr Loh Weng Whye as the Lead Independent Director. However, with the retirement of Mr Loh Weng Whye, Mr Henry Tan Song Kok will be appointed as the Lead Independent Director. The lead independent director is available to shareholders where they have concerns, and for which contact through the normal channels of communication with the Executive Chairman and CEO or Management are inappropriate or inadequate. In addition to the above, when it is necessary, the Independent Directors shall meet without the presence of the Executive Directors and the Lead Independent Director shall provide feedback to the Chairman after such meetings.

Board Membership

Principle 4: The Board has a formal and transparent process for the appointment and re-appointment of directors, taking into account the need for progressive renewal of the Board.

The NC comprises the following members:-

Mr Winston Kwek Choon Lin (Chairman)
Mr Loh Weng Whye (Member)
Mr Vincent Lim Hui Eng (Member)

Save for Mr Vincent Lim Hui Eng, the other members of the NC are Independent Non-executive Directors.

The NC's key terms of reference, describing its responsibilities, include:-

- Reviewing and recommending the appointment and re-appointment of the Directors having regard to the Director's contribution and performance, including attendance, preparedness and participation;
- Determining on an annual basis whether or not a Director is independent in accordance to the Code;
- Reviewing the training and professional development programs for the Board;
- Reviewing a Director's multiple board representations on various companies and deciding whether or not such Director is able to and has been adequately carrying out his duties as director;
- Deciding on how the Board's performance is to be evaluated and proposing objective performance criteria subject to the approval by the Board; and
- Reviewing succession plans for directors, in particular for the Chairman, the CEO and key management personnel.

CORPORATE GOVERNANCE REPORT (Cont'd)

The Board does not encourage approving the appointment of alternate directors except in exceptional cases. If an alternate director is appointed, the alternate director should be familiar with the Group's affairs and be appropriately qualified. During FY2023, there was no alternate director on the Board.

Pursuant to the Constitution of the Company:-

- (a) one third of the Directors shall retire from office at the AGM or if the number is not a multiple of three, the number nearest to but not greater than one-third shall retire from office by rotation, provided that all Directors shall retire from office at least once in every three years but shall be eligible for re-election;
- (b) Directors appointed during the course of the year will submit themselves for re-election at the next AGM of the Company; and
- (c) the Chief Executive Officer shall be subjected to retirement and re-election by shareholders.

When considering the re-nomination of a director for re-election, the NC will consider the Directors' overall contribution and performance.

The detailed information of the Directors seeking re-election as required under Rule 720(6) of the Listing Manual of the SGX-ST can be found on pages 43 to 51.

The NC selects and recommends the appointment and re-appointment of new directors to the Board after assessing the candidates' qualifications, attributes and past experience. The candidates' independence, expertise, background and skills will also be considered before the NC interviews the shortlisted candidates and makes its recommendations to the Board. This is to ensure a balanced board and to improve its overall effectiveness.

Any newly appointed director who has had no prior experience as a director of a listed company will undergo training in the roles and responsibilities of a listed company director as prescribed by the SGX-ST. The Directors are also encouraged to keep themselves abreast of the latest developments relevant to the Group and attendance of appropriate courses and seminars may be arranged and funded by the Company.

All Directors are required to undergo training on sustainability matters. In this connection, all Directors have attended such mandated sustainability training as required by the enhanced SGX sustainability reporting rules.

The profiles, listed company directorships, principal commitments and key information of each individual director as well as their shareholdings in the Company are set out in pages 43 to 51.

The NC is of the view that the Directors have adequately carried out their duties as Directors of the Company. As Board meetings are planned and scheduled well in advance of the meeting dates, Directors have been able to attend all the Board and Committee meetings. The NC is also of the view that Directors with multiple board representations and other substantive commitments have ensured that sufficient time and attention are given to the affairs of the Group. As a director's ability to commit time to the Group's affairs is essential for his contribution and performance, the NC has determined that the maximum number of listed company board representations which each of the Director of the Company may hold is five (5) and all Directors have complied with the set limit pursuant to the Provision 4.5 of the Code.

In connection to the above, the NC has granted a waiver to Mr Henry Tan (the "**Waiver**"), who are currently holding six (6) listed directorships, after taking into consideration his past outstanding performance and ability to continue giving sufficient time commitment and attention to the affairs of the Group in discharging his duties as an Independent Director of the Company.

NC has no objection to the Waiver in regards with the maximum limit of five (5) listed directorships imposed on each director.

Board Performance

Principle 5: The Board undertakes a formal annual assessment of its effectiveness as a whole, and that of each of its Board committees and individual directors.

The NC is responsible for assessing the effectiveness of the Board as a whole and its board committees, as well as the contribution of each individual director. The NC has established a review process and proposed performance criteria set out in assessment checklists which are approved by the Board and has performed the necessary assessment for the financial year.

These performance criteria will not be changed from year to year and where circumstances deem it necessary for any of the criteria to be changed, the onus will be on the Board to justify such changes.

Evaluation Forms had been circulated and duly completed by the Directors and Members of the various Board Committees before the NC Meeting. Thereafter, the assessment results in respect of FY2023 are collated, evaluated, tabled, and discussed at the NC meeting. NC considered the overall performance and effectiveness of the Board Committees and Board as a whole, to be satisfactory after evaluation.

No external facilitator had been engaged by the Company for assessing the effectiveness of the Board in FY2023.

REMUNERATION MATTERS

Procedures for Developing Remuneration Policies

Principle 6: The Board has a formal and transparent procedure for developing policies on director and executive remuneration, and for fixing the remuneration packages of individual directors and key management personnel. No director is involved in deciding his or her own remuneration.

The RC comprises entirely of non-executive Directors, all of whom, including the Chairman, are independent:-

Mr Loh Weng Whye (Chairman)
Mr Henry Tan Song Kok (Member)
Mr Winston Kwek Choon Lin (Member)

The RC's key terms of reference, describing its responsibilities, include:-

- (a) To recommend to the Board all matters relating to the specific remuneration packages, including but not limited to directors' fees, salaries, allowances, bonuses and benefits-in-kind, of the Directors and key management personnel as well as to ensure the termination terms are fair;
- (b) To review and ensure that the remuneration framework of the Directors and key management personnel should be aligned with the long-term interest and risk policies of the Company;
- (c) To structure a significant and appropriate proportion of executive directors' and key management personnel's remuneration to link rewards to corporate and individual performances. Such remuneration should also be aligned with the interests of shareholders and promote the long-term success of the Company; and
- (d) To review and ensure that the remuneration of non-executive directors should be appropriate to the level of contribution, taking into account factors such as effort and time spent and responsibilities of the directors and they should not be over-compensated to the extent that their independence may be compromised.

The RC is responsible for ensuring a formal and transparent procedure for developing an appropriate executive remuneration policy and a competitive framework. The RC has recommended to the Board a framework of remuneration which covers various aspects of remuneration, including but not limited to, directors' fees, salaries, allowances, bonuses, and benefits-in-kind, and the specific remuneration packages for each executive director and key management personnel to retain and motivate each of them to run the business and operations successfully.

The RC's recommendations are submitted for endorsement by the entire Board. No director is involved in deciding his own remuneration. External remuneration consultant's advice will be sought, where necessary, when a major remuneration review is conducted.

Level and Mix of Remuneration

Principle 7: The level and structure of remuneration of the Board and key management personnel are appropriate and proportionate to the sustained performance and value creation of the company, taking into account the strategic objectives of the company.

In recommending a remuneration framework, the RC considers the performance of the Group as well as the directors and key management personnel, aligning their interests with those of shareholders and linking rewards to corporate and individual performance as well as industry benchmarks.

The review of remuneration packages takes into consideration the longer-term interests and promotes long-term success of the Group. It covers various aspects of remuneration including salaries, fees, allowances, bonuses, perks, and benefits-in-kind. The RC's recommendations are based on Management's reports and recommendations, made in consultation with the Chairman of the Board and submitted for endorsement to the entire Board.

The payment of directors' fees is subject to the approval of shareholders. Factors such as level of contribution, effort and time spent, and responsibilities of the non-executive Directors are considered when determining the level of their fees.

The RC is of the view that the variable components of remuneration (including bonus and profit sharing) of the Executive Directors and the key management personnel commensurate with the Group's and individual performance in FY2023. In addition, the Company is entitled to reclaim, in full or in part, any profit-sharing paid to the Executive Directors under circumstances of misstatement of financial statements or misconduct of the Executive Directors, directly or indirectly, resulting in financial losses to the Company, as may be determined by the Board.

The RC ensures that remuneration policies and practices are sound in that they are able to attract, retain and motivate the directors to provide good stewardship of the company and key management personnel without being excessive as well as maximize shareholders' value in long term.

Management has briefed the RC regarding its annual assessments on the performance of members of key management personnel and their remuneration packages as proposed, and having reviewed the matter, the RC has recommended these to the Board for approval.

RC also reviewed the proposed bonus/incentives for the Executive Directors and key management personnel. Annual incentive bonuses, if any, for the Executive Directors are calculated based on profit performance as stipulated in their respective service contracts.

CORPORATE GOVERNANCE REPORT (Cont'd)

Disclosure on Remuneration

Principle 8: The Company is transparent on its remuneration policies, level and mix of remuneration, the procedure for setting remuneration, and the relationships between remuneration, performance and value creation.

The remuneration of the Directors for the financial year 31 December 2023 are as follows:

| Name of Directors | Salary* | Bonus / Profit-Sharing | Allowance | Fees |
|---------------------------------|---------|------------------------|-----------|------|
| Below S\$250,000 | | | | |
| Mr Loh Weng Whye | - | - | - | 100% |
| Mr Winston Kwek Choon Lin | - | - | - | 100% |
| Mr Henry Tan Song Kok | - | - | - | 100% |
| S\$500,000 to S\$749,999 | | | | |
| Mr Vincent Lim Hui Eng | 69% | 8% | 12% | 11% |
| Mr Patrick Lim Hui Peng | 69% | 8% | 12% | 11% |

* Salary includes employer's CPF contribution

The Board has considered the guideline to fully disclose the remuneration of each individual Director and the CEO on a named basis. In its deliberation, the executive Directors and CEO are concerned that such full disclosure may have probable adverse impact on existing relationships with senior management, directors of Group companies and certain suppliers. There is also concern that competitors may choose to misuse the information. For these reasons, the Company is only disclosing the bands of remuneration for each Director.

The remuneration of the Top Five (5) Key Executives for the financial year 31 December 2023 are as follows:-

| Name of Key Executives | Salary* | Bonus / Profit-Sharing | Allowance | Fees |
|---------------------------------|---------|------------------------|-----------|------|
| Below S\$250,000 | | | | |
| Mr Lee Sze Min George | 85% | - | 15% | - |
| S\$250,000 to S\$499,999 | | | | |
| Mr Keegan Chua Tze Wee | 73% | 11% | 16% | - |
| Ms Jasmin Lim Rui Li | 52% | 18% | 20% | 10% |
| Mr Soh Lee Meng Ken | 78% | 9% | 9% | 4% |
| Mr Leonard Lim Siang Soon | 56% | - | 44% | - |

The remuneration of substantial shareholders of the Company and immediate family members, who are also the Key Executives for the financial year ended 31 December 2023 are as follows:-

| Name of Key Executives | Salary* | Bonus / Profit-Sharing | Allowance | Fees |
|---------------------------------|---------|------------------------|-----------|------|
| S\$300,000 to S\$399,999 | | | | |
| Mr Johnny Lim Huay Hua * | 57% | 20% | 15% | 8% |
| Ms Eileen Lim Chye Hoon * | 63% | 11% | 17% | 9% |

* Mr Johnny Lim Huay Hua and Ms Eileen Lim Chye Hoon are the siblings of Mr Vincent Lim Hui Eng and Mr Patrick Lim Hui Peng. Apart from Mr Johnny Lim and Ms Eileen Lim, there were no other immediate family members of the Executive Directors, the CEO or a substantial shareholder of the Company, whose remuneration exceeds \$100,000 for FY2023.

The aggregate amount of the total remuneration paid to the Key Management Personnel (who are not Directors or CEO) is \$2,140,636 in FY2023.

The Company has adopted a remuneration policy for staff comprising a fixed (basic salary) and variable (bonus) components. The variable component is linked to the performance of the Company and individual.

RC has also reviewed the remuneration packages of employees who are related to directors, substantial shareholders or Management, and make comparison with those of their peers to ensure that they are treated fairly and without undue favoritism.

ACCOUNTABILITY AND AUDIT

Risk Management and Internal Controls

Principle 9: The Board is responsible for the governance of risk and ensures that Management maintains a sound system of risk management and internal controls, to safeguard the interests of the company and its shareholders.

The AC and RMC assist the Board in the oversight of risk management responsibilities, internal controls and governance processes.

The AC, with the assistance of the Internal Auditor (“IA”), periodically reviews the effectiveness of the Group’s internal controls relating to finance, operational, compliance and information technology controls.

Risk Management

The Board has set up the RMC in 2011 which currently comprises:

Mr. Vincent Lim Hui Eng (Executive Chairman and Chief Executive Officer)
 Mr. Patrick Lim Hui Peng (Chief Operating Officer)
 Mr. Keegan Chua Tze Wee (Group Chief Financial Officer)

The RMC is chaired by the Executive Chairman and Chief Executive Officer, Mr. Vincent Lim Hui Eng.

The main objective of the RMC is to assist the Board and AC to review and implement best corporate governance practices, with reference to compliance, enterprise risk management and internal controls. The primary responsibilities of the RMC include:

- Identifying, assessing, and managing the Group’s risks including managing the Group’s enterprise risk programme;
- Reviewing the effectiveness of internal controls and to implement changes where required;
- Ensuring compliance with statutory, regulatory requirements and the Group’s policies and procedures; and
- Promoting awareness of the importance of risk management within the Group.

The Group has implemented an Enterprise Risk Management System. An Enterprise Risk Assessment (ERA) has been carried out to form a “Risk Map” of the high priority business risks. Based on the Risk Map, measures were taken to address and monitor the top business risks.

Based on the Enterprise Risk Assessment, the Board is satisfied with the risk management process in place, and in its opinion, that the effectiveness and adequacy of the controls have been appropriately reviewed through the management and independent assurance provided by the Group’s internal and external auditors.

Internal Controls

The Group outsourced its internal audit function to an independent assurance service provider, Virtus Assure Pte. Ltd. (“IA”), an independent assurance services consultancy that provides enterprise risk, control and governance assessments to exchange-listed companies.

Virtus Assure’s Managing Director is Mr. Joshua Siow, who has many years of audit and management experience in operations, business systems, information technology, finance and accounting with various companies around the globe. He has helped exchanges, depositories and listed firms to establish their internal audit function, develop their enterprise risk management framework, assess their risk/control environments, strengthen their systems of internal controls, and evaluate their internal audit performance. Mr. Siow is a member of Institute of Singapore Chartered Accountants (ISCA), Fellow Member of the Association of Certified Chartered Accountants (FCCA) and Member of the Institute of Internal Auditors Inc (IIA).

The engagement team is led by an Audit Director, Mr. Alvin Tan, who has more than 10 years of audit and compliance experience. He is a Certified Internal Auditor (CIA) and Certified Risk Management Assurance (CRMA) professional with The Institute of Internal Auditors Inc (IIA). The Audit Director is assisted by a team of suitably qualified auditors.

The AC is satisfied that the appointed IA meets and has carried out its function according to the standards set by internationally recognized professional bodies including the Standards for the Professional Practice of Internal Auditing set by The Institute of Internal Auditors. The IA reports directly to the AC Chairman on audit matters, and to the Executive Chairman and Chief Executive Officer on administrative matters. The primary objective of the internal audit is to assure the AC and the Board of Directors that sound risk management processes and controls are in place and operating effectively.

Based on the above, the AC is satisfied that the internal audit function is adequately resourced and independent of the activities it audits and comprehensively covers the major activities within the Group.

During the year, IA worked closely with Management to align the Group’s related companies to its internal control environment and compliance standards in order to strengthen the internal checks and balances.

The IA conducted periodic audits of the Group’s related companies and to review their key operations and business practices to ensure compliance with the Group’s system of internal controls. Significant control issues were highlighted with recommendations provided by IA and remedial actions were taken by Management. A Control Self-Assessment review was conducted to assist the Board and Management obtain assurance on the adequacy and effectiveness of the system of internal controls during the year.

CORPORATE GOVERNANCE REPORT (Cont'd)

In today's cyber landscape, advanced threats are highly stealthful and are difficult to detect. With a mindset of "zero trust" world in the cyberspace, the Group's Information Technology department has embarked on a self-evolved cyber protection strategy in People, Processes and Technologies. On People, the Group has been carrying out ongoing awareness programmes not just for the operational staff, but also for senior management and members of the Board. On Processes, the Group has engaged deep cyber audits on top of compliance exercises and has also included cyber considerations in the Group's BCM/ERM/DR framework. On Technologies, the Group has not only embraced good and well-proven mainstream technologies but has also deployed radically differentiated technologies that fits the Group's requirements.

The Board has received assurance from:-

- (a) the Chief Executive Officer ("CEO") and Chief Financial Officer ("CFO") that the financial records have been properly maintained and the financial statements give a true and fair view of the Group's operations and finances; and
- (b) the CEO and other Key Management Personnel who are responsible, regarding the adequacy and effectiveness of the Group's risk management and internal control systems.

International bodies and national governments have imposed sanctions on certain activities or transactions with targeted jurisdictions, entities and persons, with the primary aim of achieving foreign policy or national security goals.

The Board confirmed there has been no material change in its risk of being subject to any Sanctions Law.

The Board and AC will be responsible for (a) monitoring the issuer's risk of becoming subject to, or violating, any Sanctions Law; and (b) ensuring timely and accurate disclosures to SGX and other relevant authorities.

Based on the results of the Enterprise Risk Assessment and findings on the risks and system of internal controls made by both external and internal auditors as well as the Control Self-Assessment review, the Board, with the concurrence of the AC, is generally satisfied that the risk management and system of internal controls and procedures are adequate and effective in achieving its objectives and addressing financial, operational and compliance, information technology control as well as sanctions-related risks.

Audit Committee

Principle 10: The Board has an Audit Committee ("AC") which discharges its duties objectively.

The AC comprises:-

Mr Henry Tan Song Kok (Chairman)
Mr Loh Weng Whye (Member)
Mr Winston Kwek Choon Lin (Member)

The three (3) AC members are all non-executive and independent Directors capable of discharging their responsibilities appropriately. The members collectively have many years of experience in accounting and audit, business and financial management, law and engineering, and none of the AC members is a former partner or director of company's existing auditing firm or auditing corporation: (a) within a period of two years commencing on the date of their ceasing to be a partner of the auditing firm or director of the auditing corporation; and in any case, (b) for as long as they have any financial interest in the auditing firm or auditing corporation. The Board considers that the members of the AC are appropriately qualified to discharge the responsibilities of the AC.

The AC has explicit authority to investigate any matter within its terms of reference. It has full access to and the co-operation of Management and the full discretion to invite any Director or executive officer to attend its meetings, and has reasonable resources to enable it to discharge its functions properly.

The AC's scope of work is governed by written terms of reference. Specifically, the AC meets on a periodic basis to perform the following functions:

- (a) Review the significant financial reporting issues and judgements so as to ensure the integrity of the financial statements of the Company and any announcements relating to the Company's financial performance;
- (b) Review the assurance from the CEO and the CFO on the financial records and financial statements;
- (c) Assist the Board of Directors in the identification and monitoring of areas of significant business risks with the help of internal and external auditors;
- (d) Review the effectiveness of the financial and accounting control systems and management of financial and business risks;
- (e) Review compliance with the Listing Manual and the Code of Corporate Governance;
- (f) Review with the external and internal auditors their respective audit plans, reports and their evaluation of the adequacy and effectiveness of the Group's system of risk management and internal controls;
- (g) Recommend the appointment of auditors and to review the level of audit fees;
- (h) Review the independence of the Company's auditors on an annual basis;
- (i) Review the adequacy of the internal audit function;
- (j) Review the Group's half yearly and annual reports and announcements before they are submitted to the Board for approval;
- (k) Review interested person transactions; and

- (l) Review the Company's risk of becoming subject to, or violating, any Sanctions Law and ensure timely and accurate disclosures to SGXNET and other relevant authorities.

The AC has reviewed and is satisfied with the level of co-operation rendered by Management to the external auditors. The AC is also of the view that the scope of audit, experience levels of staff and quality of the audits are adequate. The AC also convened a meeting with the external auditors and internal auditors without the presence of Management to discuss matters relating to the audits.

The AC has considered and concurred with the selection of the two (2) Key Audit Matters ("KAMs") presented in the Independent Auditor's Report on the Financial Statements as representing those audits and accounting matters during the year which required significant judgement and use of subjective assumptions.

During the course of the year, the AC was regularly briefed and updated on the progress and development of matters and issues arising from the Group's loan to and amount due from GL Lighting Holding Pte Ltd ("GLH") including strategic, business, commercial and impairment assessments. In addition, the AC was also briefed and updated on the Group's assessment of net realisable value of inventories.

The AC and the Group's auditor have met on a few occasions, and once without the presence of Management, to consider and discuss on the accounting aspects and issues arising from the KAMs. The AC was provided with a detailed understanding of the nature and scope of audit to be performed by the Auditor in respect of the KAMs and how these were identified as KAMs. The AC also reviewed the other issues highlighted by the Auditor to determine together with the Auditor if these require to be highlighted as KAMs. In relation to the KAMs, the AC considered key assumptions employed in the cash flow forecasts such as the revenue growth rates, gross profit margin, general market condition and outstanding sales orders. Other business variables that could significantly impact the cash flow forecasts were also considered. The AC also considered the judgment and estimation in assessment of net realisable value of inventories. The results of the audit work and the accounting outcomes thereof were closely monitored and considered by the AC.

Based on the above, the AC was generally satisfied that the KAMs were adequately addressed by Management and the external auditor. The AC also concurs with the respective accounting treatments and effects adopted by Management and agreed to by the external auditor.

The AC, having reviewed all non-audit services provided by the external auditors, are satisfied that the nature and extent of such services would not affect the independence and objectivity of the external auditors.

Both the AC and Board have reviewed the appointment of different auditors for its subsidiaries and/or significant associated and joint venture companies and are satisfied that the appointment of different auditors would not compromise the standard and effectiveness of the audit of the Company and the Group.

Accordingly, the Company has complied with Rules 712 and 716 of the Listing Rules of the SGX-ST.

The AC members take measures to keep abreast of changes of accounting standards and issues which have a direct impact on financial statements through attending training and seminars as well as receiving updates from the Group's external auditors.

SHAREHOLDER RIGHTS AND ENGAGEMENT

Shareholder Rights and Conduct of General Meetings

Principle 11: The company treats all shareholders fairly and equitably in order to enable them to exercise shareholders' rights and have the opportunity to communicate their views on matters affecting the company. The company gives shareholders a balanced and understandable assessment of its performance, position and prospects.

(a) Shareholder rights

Shareholders are informed of shareholders' meetings through notices contained in the Company's annual report or circulars sent to all Shareholders. These notices are also posted onto the SGXNET within the mandatory period.

With the resumption of the physical AGM, the Company's AGM on 24 April 2023 was held physically with no option for shareholders to participate virtually. The notice of AGM 2023 was published together with proxy form via SGXNET announcement as well as the Company's website. Shareholders participated in the 2023 AGM physically and their questions in relation to any resolutions set out in the notice of AGM were allowed to be sent to the Company in advance of the meeting. There were no questions received in advance, thus no responses were published on SGXNET or the Company's website.

For AGM in respect of FY2022, all the directors (including the Chairman of the respective AC, RC and NC) and the external auditors, Baker Tilly TFW LLP, were present physically at the Company's AGM held on 24 April 2023.

All Directors, Management, Company Secretary, and external auditors will attend the AGM. The procedure of AGM provides shareholders with the opportunity to ask questions relating to each resolution tabled for approval and open communication are encouraged by the shareholders with the Directors on their views on matters relating to the Company. Pursuant to the listing Rules, all resolutions proposed at the general meetings shall be put to the vote by way of poll. Each share is entitled to one (1) vote. The polling result are announced via the SGXNET.

CORPORATE GOVERNANCE REPORT (Cont'd)

The forthcoming AGM in respect of FY2023 will be held physically, at the Boardroom, 8 Penjuru Lane, Singapore 609189 on 30 April 2024 ("2024 AGM"). There will be no option for shareholders to participate virtually. Shareholders are invited to submit questions in advance of, or to put forth any questions they may have on the motions to be debated and decided upon at the meeting. Prior to the commencement of the 2024 AGM, the Company will provide their responses to the substantial queries via SGXNET and the Company's website, if any. Subsequently, minutes of the 2024 AGM will be published on the SGXNET and the Company's website within one (1) month after the AGM.

The Company has separate resolutions at general meetings on each substantially separate issue. This is to ensure that shareholders are given the right to express their views and exercise their voting rights on each resolution separately. Where the resolutions are "bundled", the reasons and material implications for doing so will be provided in the annual report and related documents, including the notice of general meeting.

The Company supports active shareholder participation at general meetings. A proxy form is available together with notice of annual general meeting to all Shareholders. The Company's constitution allows a shareholder to appoint up to two (2) proxies to attend and vote on his behalf at the meeting through proxy forms deposited seventy-two (72) hours before the meeting. The Company strongly encourages and supports Shareholders to participate at the general meetings of the Company.

(b) Communications with Shareholders

It is the Group's intention to ensure that all shareholders are treated fairly and equitably to ensure their ownership rights are met. Timely and transparent disclosures are made to ensure all shareholders are informed of any changes in the Group or its business which would be likely to materially affect the price or value of the Company's shares.

Shareholders are given the opportunity to attend and vote at general meetings. The rules, including voting procedures, that govern general meetings of shareholders are also clearly communicated.

The Company ensures that timely and adequate disclosures of information on matters of material impact or significance relating to the Group are made to shareholders of the Company through SGXNET and other information channels, in compliance with the requirements set out in the Listing Manual of the Singapore Exchange Securities Trading Limited, with reference to the Corporate Disclosure Policy set out therein.

For the AGM for FY2022, minutes of general meeting, including relevant substantial comments or queries from shareholders relating to the agenda of the meeting and responses from the Board or the Management have been released on the SGXNET and the Company's website within one (1) month from the general meeting.

The half yearly and full year results announcements, annual reports, dividend declaration and notices of book closure are announced via SGXNET within the prescribed period under the Listing Manual.

The Group does not presently have a prescribed dividend policy. A final dividend of 0.7 cent per share has been declared for the financial year ended 31 December 2023.

Engagement with Shareholders

Principle 12: The company communicates regularly with its shareholders and facilitates the participation of shareholders during general meetings and other dialogues to allow shareholders to communicate their views on various matters affecting the company.

At general meetings, shareholders of the Company will be given the opportunity to present their views and to put questions regarding the Group to Directors and Management. The Directors and Management will be present at these meetings to address any questions that shareholders may have. The external auditor will also be present to assist the Board in addressing queries by shareholders relating to audit matters.

Currently, the Constitution of the Company allows a member of the Company to appoint up to two (2) proxies to attend and vote at general meetings. Pursuant to Section 181 of the Companies Act 1967 (the "**Companies Act**"), a member of the Company who is a relevant intermediary is entitled to appoint more than two (2) proxies to attend and vote in his stead. "Relevant intermediary" has the meaning ascribed to it in Section 181 of the Companies Act.

Separate resolutions on each distinct issue are tabled at general meetings and voting on each resolution by poll is carried out systematically with proper recording of votes cast and the resolution passed.

The Company currently does not have an investor relations policy. However, the investor relations of the Company have been conducted based on the following principles:

- (a) make immediate announcement via SGXNET in regard to information deemed to be price-sensitive;
- (b) provide timely information pertaining to financial results announcements which helps shareholders and potential investors make informed decisions; and
- (c) encourage the active participation of shareholders during AGMs or any other general meetings of the Company.

The Company provides contact details which were publicly published on the Company's website at <https://www.bhglobal.com.sg/contact-us/>, through which the shareholders may contact the Company with questions and the Company may respond to such questions.

MANAGING STAKEHOLDER RELATIONSHIPS

Engagement with Stakeholders

Principle 13: The Board adopts an inclusive approach by considering and balancing the needs and interests of material stakeholders, as part of its overall responsibility to ensure that the best interests of the company are served.

The Group has identified stakeholders as those who are impacted by the Group's business and operations as well as those who have a material impact on the Group's business and operations. The Company engages its stakeholders through various channels to ensure that the business interests of the Group are balanced against the needs and interests of its stakeholders.

The strategy and key areas of focus in relation to the management of stakeholder relationships during the reporting period has been disclosed.

The Company maintains a corporate website at <http://www.bhglobal.com.sg> to communicate and engage with stakeholders.

Sustainability and Climate Risk Committee

The Group Sustainability and Climate Risk Committee ("SC") comprises:

Mr Vincent Lim Hui Eng (Chairman)
Mr Patrick Lim Hui Peng (Member)
Mr Keegan Chua Tze Wee (Member)

The SC was formed and known as Sustainability Committee in 2016 and renamed as Sustainability and Climate Risk Committee in 2023. The SC is headed by the Executive Chairman and Chief Executive Officer. The SC's responsibilities, as set out in its written terms of reference approved by the Board, are in the area of the Group's environmental, social and governance policies in line with SGX's guidelines and regulations. The Company is in the midst of finalizing its Sustainability Report for FY2023. It will be made available to the shareholders on the SGXNET and the Company's website by 30 April 2024.

Whistleblowing Policy

Pursuant to the amended Rule 1207 (18A) and (18B) of the SGX Mainboard Rules, the Management has put in place a whistleblowing policy and procedures duly endorsed by the AC and approved by the Board, through which employees of the Company may raise concerns about possible improprieties in matters of financial management and reporting, misconduct or wrongdoing relating to the Company.

The following is a summary of:

- (a) The Company has designated an independent function to investigate whistleblowing reports made in good faith.

The whistleblower may report to the Lead Independent Director when he or she has a reasonable belief that there

is serious malpractice relating to any wrongful activities or wrongdoings. Where the implications involve the Board/ AC members and/or Management, the Lead Independent Director will report directly to the Board Chairman.

A whistleblower may either submit their report to Lead Independent Director via email at whistleblow@bhglobal.com.sg or call the hotline at +65 6210 8088 or mail the report in an envelope marked as "Private and Confidential" to the following address:

To: Lead Independent Director
c/o: BH Global Corporation Ltd
8 Penjuru Lane, Singapore 609189

- (b) The Company ensures that the identity of the whistleblower is kept confidential.

The Whistleblowing Policy is intended to safeguard the whistleblower's identity, and therefore undertakes to treat all whistleblowing reports as confidential. All reports of violation or suspected violations will be kept confidential to the extent possible, consistent with the need to conduct adequate investigation, or unless otherwise required by law. Every effort will be made to protect the whistleblower's identity.

- (c) The Company discloses its commitment to ensure protection of the whistleblower against detrimental or unfair treatment.

Upon making a disclosure in good faith, based on reasonable grounds and in accordance with the procedures set out in the Whistleblowing Policy, the whistleblower's identity will be protected i.e. kept confidential unless otherwise required by law or for purposes of any proceedings by or against the Group. However, the Group will honor the request of the whistleblower if he or she requests that his or her identity remain confidential.

If a situation arises where the report launched by the whistleblower cannot be proceeded with without revealing the identity of the whistleblower, the Lead Independent Director/ AC member(s) will discuss with the whistleblower to determine the best available options, taking into consideration the request of the whistleblower and the interests of the Group.

Where a whistleblower makes a report under this policy in good faith, reasonably believing it to be true; the whistleblower will be protected from harassment or victimization within the Group, dismissal, disciplinary procedures or any other form of retaliatory action should the disclosure turn out to be inaccurate or false. Retaliation includes harassment and adverse employment consequences.

The Group will not tolerate punishment or unfair treatment when concerns are raised in good faith. A whistleblower who reports a contravention or a concern will be given protection and shall in no way be put at a disadvantage because of his or her report.

CORPORATE GOVERNANCE REPORT (Cont'd)

(d) The Audit Committee is responsible for oversight and monitoring of whistleblowing.

The Board, with the support of the AC, maintains oversight of any major issue arising from the Whistleblowing Policy and/or other enquires into the conduct of the whistleblowing process.

The main roles and responsibilities of the AC includes the following:

- Reviews preliminary reports provided by the Lead Independent Director, establish whether there are any grounds for further action and provide recommendation of matters to be investigated when required;
- For issues that require immediate attention, the AC decides on the corrective or remedial action, or (as the case may be) disciplinary action or to pursue any legal action to be taken, when required;
- Review and report to the BOD the results of the investigations and recommendations for corrective or remedial action, or (as the case may be) disciplinary action or to pursue any legal action to be taken; and
- On an ongoing basis, the AC will assist the Board to review the whistle-blowing policy and update the necessary to be consistent with the Mainboard Rules requirement.

Dealings in Securities

The Company has procedures in place in line with Rule 1207(19) in relation to dealings in the Company's securities by its officers. The Company has informed its officers not to deal in the Company's shares whilst they are in possession of unpublished material price sensitive information and during the period commencing one (1) month before the announcement of the Group's half-yearly and full-year financial results and ending on the date of announcement of the relevant results, also known as then blackouts period. The Officers of the Company are discouraged from dealing in the Company's securities on a short-term basis.

The Directors and the senior management are also advised of the relevant provisions under the Securities and Futures Act of Singapore to prohibit dealing with the Company's securities on short-term considerations or while in possession of unpublished material price-sensitive information in relation to the securities. Directors and employees are expected to observe the insider trading laws at all times even when dealing in securities within permitted trading periods. To facilitate compliance, reminders via electronic mail are issued prior to the applicable trading blackouts.

Directors who deal with Company's shares are required to notify the Company Secretary to make necessary announcements in accordance with the requirements of the SGX-ST.

In view of the above, the Company has complied with the SGX-ST's Listing Rules on best practices on dealing in the Company's securities in the FY2023.

Interested Person Transactions

The Company has adopted an internal policy in respect of any transaction with interested persons and set out the procedures for review and approval of such transactions.

All interested person transactions will be documented and submitted on a quarterly basis to the AC for its review to ensure that such transactions are carried out at arm's length basis and on normal commercial terms, and are not prejudicial to the interests of the Company and its minority shareholders.

The Company does not have a general mandate from shareholders for interested person transactions pursuant to Rule 920 of the Listing Manual of the SGX-ST. There were no interested person transactions entered by the Company with aggregate value of more than S\$100,000 during FY2023.

Material Contracts

Save for the service contracts entered between the Executive Directors and the Company, there were no other material contracts entered into by the Company or its subsidiaries, involving the interests of the CEO or any director or controlling shareholder either subsisting at the end of the financial year or if not then subsisting, which were entered into since the end of the previous financial year.

Corporate Disclosure

The Company believes that a high level of disclosure is essential to enhance the standard of corporate governance. Hence, the Company is committed to provide a high level of disclosure in all public announcements, press releases and annual reports.

ADDITIONAL INFORMATION ON DIRECTOR SEEKING THE RE-ELECTION AND THE APPOINTMENT PURSUANT TO RULE 720(6) OF THE LISTING MANUAL OF THE SGX-ST (THE “LISTING MANUAL”)

Information relating to the Directors seeking the re-elections and the appointment at the forthcoming AGM of the Company to be convened on 30 April 2024 is as follows:

| Name of Director | Vincent Lim Hui Eng | Henry Tan Song Kok | Lee Kim Lian Juliana | Kenneth Koh Leong Wie |
|---|--|---|--|---|
| Date of Appointment | 23 April 2004 | 24 April 2017 | Not applicable | Not applicable |
| Date of last re-appointment | 22 April 2021 | 22 April 2021 | Not applicable | Not applicable |
| Age | 59 | 59 | 57 | 47 |
| Country of principal residence | Singapore | Singapore | Singapore | Singapore |
| The Board's comments on this appointment (including rationale, selection criteria, and the search and nomination process) | <p>The Board of Directors of the Company has considered, among others, the recommendation of the Nominating Committee (“NC”) and has reviewed and considered the contribution and performance, attendance, preparedness, participation, candour and suitability of Mr Vincent Lim Hui Eng for re-appointment as Executive Director, Executive Chairman and Chief Executive Officer of the Company. The Board have reviewed and concluded that Mr Vincent Lim Hui Eng possess the experience, expertise, knowledge and skills to contribute towards the core competencies of the Board.</p> | <p>The Board of Directors of the Company has considered, among others, the recommendation of the Nominating Committee (“NC”) and has reviewed and considered the contribution and performance, attendance, preparedness, participation, candour and suitability of Mr Henry Tan Song Kok for re-appointment as Independent Non-Executive Director of the Company. The Board have reviewed and concluded that Mr Henry Tan Song Kok possess the experience, expertise, knowledge and skills to contribute towards the core competencies of the Board.</p> <p>In addition, the Board, having reviewed independence of Mr Henry Tan Song Kok and taking into account the deliberations of the NC, is of the view that he is able to exercise independent and objective judgement considering that there are no relationships or circumstances which may affect his judgement and ability to discharge his duties and responsibilities as independent director.</p> | <p>The Board of Directors of the Company, having considered among others, the recommendation of the NC and the qualifications, work experience and competencies of Ms Lee Kim Lian Juliana, is of the view that she is suitable for appointment as an Independent Director of the Company.</p> | <p>The Board of Directors of the Company, having considered among others, the recommendation of the NC and the qualifications, work experience and competencies of Mr Kenneth Koh Leong Wie, is of the view that he is suitable for appointment as the Independent Director of the Company.</p> |
| Whether appointment is executive, and if so, the area of responsibility | Executive | Non-Executive | Non-Executive | Non-Executive |

ADDITIONAL INFORMATION ON DIRECTOR SEEKING THE RE-ELECTION AND THE APPOINTMENT PURSUANT TO RULE 720(6) OF THE LISTING MANUAL OF THE SGX-ST (THE "LISTING MANUAL") (Cont'd)

| Name of Director | Vincent Lim Hui Eng | Henry Tan Song Kok | Lee Kim Lian Juliana | Kenneth Koh Leong Wie |
|--|--|--|--|--|
| <p>Job Title (e.g. Lead ID, AC Chairman, AC Member etc.)</p> <ul style="list-style-type: none"> • Executive Director • Executive Chairman and Chief Executive Officer • Member of the Nominating Committee • Member of the Risk Management Committee • Member of the Group Sustainability Committee | <ul style="list-style-type: none"> • Independent Non-Executive Director • Chairman of the Audit Committee • Member of the Remuneration Committee | <ul style="list-style-type: none"> • Independent Non-Executive Director • Chairperson of the Nominating Committee • Member of the Audit Committee • Member of the Remuneration Committee | <ul style="list-style-type: none"> • Independent Non-Executive Chairman of the Remuneration Committee • Member of the Audit Committee • Member of the Nominating Committee | <ul style="list-style-type: none"> • Graduated from Hawaii Pacific University with a Bachelor of Science degree in Business Administration majoring in Business Economics and Management (Admitted into the Dean's List for academic achievement) • The Chartered Institute of Marketing with a Post Graduate Diploma in Marketing • Graduated from Irish International University with a Master of Business Administration in Business Administration • Graduated from Nanyang Technological University, Singapore with a Master of Science in Maritime Studies |
| <p>Professional qualifications</p> <ul style="list-style-type: none"> • Mr Vincent Lim Hui Eng graduated from Ngee Ann Polytechnic with a Diploma in Building Maintenance & Management in 1985. | <ul style="list-style-type: none"> • Graduated from National University of Singapore with First Class Honours in Bachelor of Accountancy • Attended Tsinghua University (Beijing) School of Economics & Management Executive Development Program • Council Member of the Institute of Singapore Chartered Accountants (2018 to 2022) • Member of Corporate Reporting Committee of ISCA (2016 to 2022) • Council Member of Singapore-Jiangsu Cooperation Council (SJCC) • Council Member of Institute of Valuers and Appraisers, Singapore • Member of The Green Skills Committee's Sub-Workgroup on Sustainability Reporting and Assurance • Member of Certification & Disciplinary Working Group (CDWG) • Member of AFA Working Committee 2 of ASEAN Federation of Accountants | <ul style="list-style-type: none"> • Graduated from National University of Singapore with Bachelor of Laws (Honours) degree • Member of Singapore Institute of Directors ("SID") | <ul style="list-style-type: none"> • Graduated from National University of Singapore with First Class Honours in Bachelor of Accountancy • Attended Tsinghua University (Beijing) School of Economics & Management Executive Development Program • Council Member of the Institute of Singapore Chartered Accountants (2018 to 2022) • Member of Corporate Reporting Committee of ISCA (2016 to 2022) • Council Member of Singapore-Jiangsu Cooperation Council (SJCC) • Council Member of Institute of Valuers and Appraisers, Singapore • Member of The Green Skills Committee's Sub-Workgroup on Sustainability Reporting and Assurance • Member of Certification & Disciplinary Working Group (CDWG) • Member of AFA Working Committee 2 of ASEAN Federation of Accountants | <ul style="list-style-type: none"> • Graduated from National University of Singapore with Bachelor of Laws (Honours) degree • Member of Singapore Institute of Directors ("SID") |

| Name of Director | Vincent Lim Hui Eng | Henry Tan Song Kok | Lee Kim Lian Juliana | Kenneth Koh Leong Wie |
|------------------|---------------------|---|----------------------|-----------------------|
| | | <ul style="list-style-type: none"> • Lay Leader of Trinity Annual Conference of The Methodist Church in Singapore • General Committee Member of National Council of Churches of Singapore • Advisor of Dedoco Pte Ltd • ISCA Financial Forensic Professional • Chairman of Nanyang Business School Dean's Alumni Advisory Board (2017 to 2022) • ASEAN Chartered Professional Accountant (ASEAN CPA) • Fellow of the Insolvency Practitioners Associations of Singapore Limited • Fellow of Institute of Chartered Accountants in Australia & New Zealand • Fellow of the Institute of Singapore Chartered Accountants • Fellow of CPA Australia • Fellow of the Singapore Institute of Directors • Associate Member of the Institute of Internal Auditors • Accredited Tax Advisor (Income Tax) – Singapore Institute of Accredited Tax Professionals • Lay Member of Singapore Dental Council Complaints Panel • Member of the Investigation and Disciplinary Panel for ISCA (2016 to 2018) • Member of Singapore Chartered Accountancy Qualification Council of Singapore • Accountancy Commission (2013 to 2017) • Chairman of ISCA Education Sub-Committee of Financial Reporting Committee (2010 to 2014) | | |

ADDITIONAL INFORMATION ON DIRECTOR SEEKING THE RE-ELECTION AND THE APPOINTMENT PURSUANT TO RULE 720(6) OF THE LISTING MANUAL OF THE SGX-ST (THE "LISTING MANUAL") (Cont'd)

| Name of Director | Vincent Lim Hui Eng | Henry Tan Song Kok | Lee Kim Lian Juliana | Kenneth Koh Leong Wie |
|---|--|---|--|---|
| Working experience and occupation(s) during the past 10 years | Mr Vincent Lim Hui Eng was appointed as a Director of BH Global Corporation Limited since April 2004 and was appointed as Acting Executive Chairman on 8 July 2016. Subsequently, he was appointed as Executive Chairman on 14 September 2016. | <ul style="list-style-type: none"> • Member of ISCA Financial Reporting Committee (2008 to 2014) • Board Member & Asia Pacific Region Chairman of Nexia International (2004 to 2013) • Chapter President, Entrepreneurs' Organisation (2010 to 2011) • President, Spirit of Enterprise (2006 to 2008) | | |
| Shareholding interest in the listed issuer and its subsidiaries | Direct Interest: 2,392,930 Deemed Interest: 238,692,444. | Nil | Practising lawyer and Director of Aptus Law Corporation since 2006 | Director in Vallianz Offshore Marine Pte Ltd (2014 to 2023) Horizon Shipmanagement Pte Ltd (2024 to present) |
| Any relationship (including immediate family relationships) with any existing director, executive officer, the issuer and/or substantial shareholder of the listed issuer or of any of its principal subsidiaries | Mr Vincent Lim Hui Eng is the sibling of the Executive Director, Patrick Lim Hui Peng, as well as the Substantial Shareholders, Mr Johnny Lim Huay Hua and Ms Eileen Lim Chye Hoon. | No | No | No |
| Conflict of Interest (including any competing business) | No | No | No | No |
| Undertaking (in the format set out in Appendix 7.7) under Rule 720(1) has been submitted to the listed issuer | Yes | Yes | Yes | Yes |

| Name of Director | Vincent Lim Hui Eng | Henry Tan Song Kok | Lee Kim Lian Juliana | Kenneth Koh Leong Wie |
|---|--|--|---|--|
| <p>Other Principal Commitments Including Directorships Past (for the last 5 years)</p> <p>Present</p> | <p><u>Past</u></p> <ul style="list-style-type: none"> • Genesis Envirotech Pte Ltd (Gazetted to be struck off) • BH Marine & Offshore Engineering Pte Ltd (Dissolved – Members' Voluntary Winding Up) • Global Steel Industries Pte Ltd (Dissolved – Members' Voluntary Winding Up) <p><u>Present</u></p> <ul style="list-style-type: none"> • Athena Dynamics Pte. Ltd. • Athena International Holdings Pte. Ltd. • Arco Illumination Pte. Ltd. (fka GL Lighting International Pte. Ltd.) • Beng Hui Holding (S) Pte Ltd • Beng Hui Marine Electrical Pte. Ltd. • BOS Offshore & Marine Pte. Ltd. • GL Lighting Holding Pte. Ltd. • Mulberry Learning Centre @UOE Pte. Ltd. • Omnisense Systems Private Limited • One BHG Pte Ltd • Singapore Thong Chai Medical Institution • Strategic Edhub Pte. Ltd. • Sorex Innovations Pte. Ltd. • Sea Forrest Engineering Pte. Ltd. • Sea Forrest Power Solutions Pte. Ltd • Sea Forrest Technologies Pte. Ltd. • V20 Holdings Pte Ltd | <p><u>Past</u></p> <p>Nil</p> <p><u>Present</u></p> <ul style="list-style-type: none"> • CLA Global TS Holdings Pte. Ltd. • TSA Capital Pte Ltd • TSA Recruitment Consultants Pte Ltd • 2T Investment Holdings Pte Ltd • CLA Global TS (Shanghai) Co. Ltd • CLA Global TS Public Accounting Corporation • China New Town Development Co. Ltd • CLA Global TS Risk Advisory Pte. Ltd. • CLA Global TS Tax Services Pte. Ltd. • Alpha Singapore • CLA Global TS Technology Pte. Ltd. • CLA Global TS Advisory Pte. Ltd. • The Methodist Church of Singapore • CLA Global TS Advisory Sdn. Bhd. • NTS Myanmar Company Limited • BH Global Corporation Limited • Asia Vets Holdings Ltd. • Methodist Preschool Services Pte. Ltd. • Dyna-Mac Holdings Ltd. • Penguin International Limited • Trans-China Automotive Holdings Limited • CLA Global Limited • CLA Global Brand Limited • CLA Global Services Limited • Cru Asia Limited | <p><u>Past</u></p> <p>Nil</p> <p><u>Present</u></p> <ul style="list-style-type: none"> • Corporate House Pte. Ltd. • Aptus Law Corporation • Nordic Group Limited • Dyna-Mac Holdings Ltd • Uni-Asia Group Limited • VCPlus Limited (formerly Anchor Resources Limited) | <p><u>Past</u></p> <ul style="list-style-type: none"> • Vallianz Offshore Marine Pte Ltd • Hamilton Offshore Services Pte Ltd <p><u>Present</u></p> <ul style="list-style-type: none"> • Cairnhill Marine Services Pte Ltd • Bright Ship Marine Services Pte Ltd • Marcorp Consultancy Services Pte Ltd |

ADDITIONAL INFORMATION ON DIRECTOR SEEKING THE RE-ELECTION AND THE APPOINTMENT PURSUANT TO RULE 720(6) OF THE LISTING MANUAL OF THE SGX-ST (THE “LISTING MANUAL”) (Cont’d)

| Name of Director | Vincent Lim Hui Eng | Henry Tan Song Kok | Lee Kim Lian Juliana | Kenneth Koh Leong Wie |
|---|---------------------|--------------------|----------------------|-----------------------|
| (a) Whether at any time during the last 10 years, an application or a petition under any bankruptcy law of any jurisdiction was filed against him or against a partnership of which he was a partner at the time when he was a partner or at any time within 2 years from the date he ceased to be a partner? | No | No | No | No |
| (b) Whether at any time during the last 10 years, an application or a petition under any law of any jurisdiction was filed against an entity (not being a partnership) of which he was a director or an equivalent person or a key executive, at the time when he was a director or an equivalent person or a key executive of that entity or at any time within 2 years from the date he ceased to be a director or an equivalent person or a key executive of that entity, for the winding up or dissolution of that entity or, where that entity is the trustee of a business trust, that business trust, on the ground of insolvency? | No | No | No | No |
| (c) Whether there is any unsatisfied judgment against him? | No | No | No | No |
| (d) Whether he has ever been convicted of any offence, in Singapore or elsewhere, involving fraud or dishonesty which is punishable with imprisonment, or has been the subject of any criminal proceedings (including any pending criminal proceedings of which he is aware) for such purpose? | No | No | No | No |
| (e) Whether he has ever been convicted of any offence, in Singapore or elsewhere, involving a breach of any law or regulatory requirement that relates to the securities or futures industry in Singapore or elsewhere, or has been the subject of any criminal proceedings (including any pending criminal proceedings of which he is aware) for such breach? | No | No | No | No |

| Name of Director | Vincent Lim Hui Eng | Henry Tan Song Kok | Lee Kim Lian Juliana | Kenneth Koh Leong Wie |
|--|---------------------|--------------------|----------------------|-----------------------|
| (f) Whether at any time during the last 10 years, judgment has been entered against him in any civil proceedings in Singapore or elsewhere involving a breach of any law or regulatory requirement that relates to the securities or futures industry in Singapore or elsewhere, or a finding of fraud, misrepresentation or dishonesty on his part, or he has been the subject of any civil proceedings (including any pending civil proceedings of which he is aware) involving an allegation of fraud, misrepresentation or dishonesty on his part? | No | No | No | No |
| (g) Whether he has ever been convicted in Singapore or elsewhere of any offence in connection with the formation or management of any entity or business trust? | No | No | No | No |
| (h) Whether he has ever been disqualified from acting as a director or an equivalent person of any entity (including the trustee of a business trust), or from taking part directly or indirectly in the management of any entity or business trust? | No | No | No | No |
| (i) Whether he has ever been the subject of any order, judgment or ruling of any court, tribunal or governmental body, permanently or temporarily enjoining him from engaging in any type of business practice or activity? | No | No | No | No |
| (j) Whether he has ever, to his knowledge, been concerned with the management or conduct, in Singapore or elsewhere, of the affairs of:– | | | | |
| i. any corporation which has been investigated for a breach of any law or regulatory requirement governing corporations in Singapore or elsewhere; or | No | No | No | No |
| ii. any entity (not being a corporation) which has been investigated for a breach of any law or regulatory requirement governing such entities in Singapore or elsewhere; or | No | No | No | No |

ADDITIONAL INFORMATION ON DIRECTOR SEEKING THE RE-ELECTION AND THE APPOINTMENT PURSUANT TO RULE 720(6) OF THE LISTING MANUAL OF THE SGX-ST (THE "LISTING MANUAL") (Cont'd)

| Name of Director | Vincent Lim Hui Eng | Henry Tan Song Kok | Lee Kim Lian Juliana | Kenneth Koh Leong Wie |
|---|---------------------|--------------------|----------------------|-----------------------|
| iii. any business trust which has been investigated for a breach of any law or regulatory requirement governing business trusts in Singapore or elsewhere; or | No | No | No | No |
| iv. any entity or business trust which has been investigated for a breach of any law or regulatory requirement that relates to the securities or futures industry in Singapore or elsewhere in connection with any matter occurring or arising during that period when he was so concerned with the entity or business trust? | No | No | No | No |
| (k) Whether he has been the subject of any current or past investigation or disciplinary proceedings, or has been reprimanded or issued any warning, by the Monetary Authority of Singapore or any other regulatory authority, exchange, professional body or government agency, whether in Singapore or elsewhere? | No | No | No | No |

Information required Disclosure applicable to the appointment of Director only

| Name of Director | Vincent Lim Hui Eng | Henry Tan Song Kok | Lee Kim Lian Juliana | Kenneth Koh Leong Wie |
|--|---|---|---|--|
| Any prior experience as a director of an issuer listed on the Exchange? | Not applicable as this relates to the re-election of a director | Not applicable as this relates to the re-election of a director | Yes, presently an Independent Director of the following listed companies: <ul style="list-style-type: none"> Nordic Group Limited Dyna-Mac Holdings Ltd Uni-Asia Group Limited VCPlus Limited (formerly Anchor Resources Limited) | No |
| If yes, please provide details of prior experience. | | | | |
| If no, please state if the director has attended or will be attending training on the roles and responsibilities of a director of a listed issuer as prescribed by the Exchange. | | | | <ul style="list-style-type: none"> Attended Listed Entity Director Programme conducted by Singapore Institute of Director |
| Please provide details of relevant experience and the nominating committee's reasons for not requiring the director to undergo training as prescribed by the Exchange (if applicable). | | | | |

"principal commitments" includes all commitments which involve significant time commitment such as full-time occupation, consultancy work, committee work, non-listed company board representations and directorships and involvement in non-profit organisations. Where a director sits on the boards of non-active related corporations, those appointments should not normally be considered principal commitments.

CONTENTS

| | |
|------------|--|
| 53 | Directors' Statement |
| 56 | Independent Auditor's Report |
| 60 | Consolidated Income Statement |
| 61 | Consolidated Statement of Comprehensive Income |
| 62 | Statements of Financial Position |
| 63 | Statement of Changes in Equity |
| 65 | Consolidated Statement of Cash Flows |
| 67 | Notes to the Financial Statements |
| 109 | Statistics of Shareholding |



DIRECTORS' STATEMENT

The directors present their statement to the members together with the audited consolidated financial statements of BH Global Corporation Limited (the "Company") and its subsidiary corporations (collectively, the "Group") and the statement of financial position and statement of changes in equity of the Company for the financial year ended 31 December 2023.

In the opinion of the directors:

- (i) the consolidated financial statements of the Group and the statement of financial position and statement of changes in equity of the Company as set out on pages 60 to 108 are drawn up so as to give a true and fair view of the financial position of the Group and of the Company as at 31 December 2023 and of the financial performance, changes in equity and cash flows of the Group and changes in equity of the Company for the financial year then ended in accordance with the provisions of the Companies Act 1967 (the "Act") and Singapore Financial Reporting Standards (International); and
- (ii) at the date of this statement, there are reasonable grounds to believe that the Company will be able to pay its debts as and when they fall due.

Directors

The directors in office at the date of this statement are:

| | |
|------------------------|--|
| Vincent Lim Hui Eng | (Executive Chairman and Chief Executive Officer) |
| Patrick Lim Hui Peng | (Executive Director and Chief Operating Officer) |
| Loh Weng Whye | (Lead Independent Non-executive) |
| Winston Kwek Choon Lin | (Independent Non-executive) |
| Henry Tan Song Kok | (Independent Non-executive) |

Arrangement to enable directors to acquire benefits

Neither at the end of nor at any time during the financial year was the Company a party to any arrangement whose objects are, or one of whose object is, to enable the directors of the Company to acquire benefits by means of the acquisition of shares in or debentures of the Company or any other body corporate.

Directors' interest in shares or debentures

The directors of the Company holding office at the end of the financial year had no interests in the shares or debentures of the Company and related corporations as recorded in the Register of Directors' Shareholdings kept by the Company under Section 164 of the Act, except as follows:

| | Number of ordinary shares | | | |
|---|---|------------------|---|------------------|
| | Shareholdings registered in their own names | | Shareholdings in which a director is deemed to have an interest | |
| | At 1.1.2023 | At 31.12.2023 | At 1.1.2023 | At 31.12.2023 |
| The Company | | | | |
| Vincent Lim Hui Eng | 2,392,930 | 2,392,930 | 238,692,444 | 238,692,444 |
| Patrick Lim Hui Peng | 2,392,930 | 2,392,930 | 238,692,444 | 238,692,444 |
| Loh Weng Whye | 135,000 | 135,000 | - | - |
| Immediate and ultimate holding company | | | | |
| <u>Beng Hui Holding (S) Pte Ltd</u> | | | | |
| Vincent Lim Hui Eng | 420,000 | 420,000 | - | - |
| Patrick Lim Hui Peng | 420,000 | 420,000 | - | - |

The deemed interests of Vincent Lim Hui Eng and Patrick Lim Hui Peng in the shares of the Company are by virtue of their shareholdings in Beng Hui Holding (S) Pte Ltd. At 31 December 2023, Beng Hui Holding (S) Pte Ltd holds 238,692,444 shares in the Company.

By virtue of Section 7 of the Act, the directors, Vincent Lim Hui Eng and Patrick Lim Hui Peng are deemed to have an interest in the shares held by the Company in its wholly-owned subsidiary corporations.

DIRECTORS' STATEMENT (Cont'd)

Directors' interest in shares or debentures (cont'd)

Vincent Lim Hui Eng and Patrick Lim Hui Peng, by virtue of their interest of not less than 20% of the issued share capital of the Company are deemed to have an interest in the shares held by the Company in the following subsidiary corporations that are not wholly-owned by the Group.

| | Number of ordinary shares | | | |
|---|---|------------------|---|------------------|
| | Shareholdings registered in their own names | | Shareholdings in which a director is deemed to have an interest | |
| | At 1.1.2023 | At 31.12.2023 | At 1.1.2023 | At 31.12.2023 |
| Subsidiary corporations | | | | |
| <u>SASA APAC Pte. Ltd.</u> | | | | |
| Vincent Lim Hui Eng | - | - | 1 | 1 |
| Patrick Lim Hui Peng | - | - | 1 | 1 |
| <u>Athena Dynamics Pte. Ltd.</u> | | | | |
| Vincent Lim Hui Eng | - | - | 1,535,000 | 1,535,000 |
| Patrick Lim Hui Peng | - | - | 1,535,000 | 1,535,000 |
| <u>Athena International Holdings Pte. Ltd.</u> | | | | |
| Vincent Lim Hui Eng | - | - | 425,000 | 425,000 |
| Patrick Lim Hui Peng | - | - | 425,000 | 425,000 |
| <u>Omnisense Systems Private Limited</u> | | | | |
| Vincent Lim Hui Eng | - | - | 274,353 | 274,353 |
| Patrick Lim Hui Peng | - | - | 274,353 | 274,353 |
| <u>Sea Forrest Technologies Pte. Ltd.</u> | | | | |
| Vincent Lim Hui Eng | - | - | 400,008 | 400,008 |
| Patrick Lim Hui Peng | - | - | 400,008 | 400,008 |
| <u>Sea Forrest Engineering Pte. Ltd.</u> | | | | |
| Vincent Lim Hui Eng | - | - | 10,000 | 10,000 |
| Patrick Lim Hui Peng | - | - | 10,000 | 10,000 |
| <u>Sea Forrest Power Solutions Pte. Ltd.</u> | | | | |
| Vincent Lim Hui Eng | - | - | 10,000 | 10,000 |
| Patrick Lim Hui Peng | - | - | 10,000 | 10,000 |

The directors' interests in the shares of the Company at 21 January 2024 were the same as those as at 31 December 2023.

Share options

No option to take up unissued shares of the Company or its subsidiary corporations was granted during the financial year.

There were no shares issued during the financial year by virtue of the exercise of options to take up unissued shares of the Company or its subsidiary corporations whether granted before or during the financial year.

There were no unissued shares of the Company or its subsidiary corporations under option at the end of the financial year.

DIRECTORS' STATEMENT (Cont'd)

Audit Committee

The members of the Audit Committee during the financial year and at the date of this report are:

| | |
|------------------------|------------|
| Henry Tan Song Kok | (Chairman) |
| Loh Weng Whye | (Member) |
| Winston Kwek Choon Lin | (Member) |

The Audit Committee carried out its functions specified in Section 201B(5) of the Companies Act 1967. Their functions are detailed in the Corporate Governance Report contained in the Annual Report.

The Audit Committee is satisfied with the independence and objectivity of the independent auditor and has nominated Baker Tilly TFW LLP for re-appointment as independent auditor of the Company at the forthcoming Annual General Meeting.

Independent auditor

The independent auditor, Baker Tilly TFW LLP, has expressed its willingness to accept re-appointment.

On behalf of the directors

Vincent Lim Hui Eng
Director

Patrick Lim Hui Peng
Director

11 April 2024

INDEPENDENT AUDITOR'S REPORT

TO THE MEMBERS OF BH GLOBAL CORPORATION LIMITED

Report on the Audit of the Financial Statements

Opinion

We have audited the accompanying financial statements of BH Global Corporation Limited (the "Company") and its subsidiaries (the "Group") as set out on pages 60 to 108, which comprise the statements of financial position of the Group and of the Company as at 31 December 2023, and the consolidated income statement, consolidated statement of comprehensive income, consolidated statement of changes in equity and consolidated statement of cash flows of the Group and the statement of changes in equity of the Company for the year then ended, and notes to the financial statements, including material accounting policies information.

In our opinion, the accompanying consolidated financial statements of the Group and the statement of financial position and statement of changes in equity of the Company are properly drawn up in accordance with the provisions of the Companies Act 1967 (the "Act") and Singapore Financial Reporting Standards (International) ("SFRS(I)") so as to give a true and fair view of the consolidated financial position of the Group and the financial position of the Company as at 31 December 2023 and of the consolidated financial performance, consolidated changes in equity and consolidated cash flows of the Group and of the changes in equity of the Company for the year ended on that date.

Basis for opinion

We conducted our audit in accordance with Singapore Standards on Auditing ("SSAs"). Our responsibilities under those standards are further described in the *Auditor's Responsibilities for the Audit of the Financial Statements* section of our report. We are independent of the Group in accordance with the Accounting and Corporate Regulatory Authority (ACRA) *Code of Professional Conduct and Ethics for Public Accountants and Accounting Entities* (ACRA Code) together with the ethical requirements that are relevant to our audit of the financial statements in Singapore, and we have fulfilled our other ethical responsibilities in accordance with these requirements and the ACRA Code. We believe that the audit evidence we have obtained is sufficient and appropriate to provide a basis for our opinion.

Key Audit Matters

Key audit matters are those matters that, in our professional judgement, were of most significance in our audit of the financial statements of the current period. These matters were addressed in the context of our audit of the financial statements as a whole, and in forming our opinion thereon, and we do not provide a separate opinion on these matters.

Impairment assessment of loan to and amount due from an associated company

(Refer to Notes 2(i), 16, 20 and 31(c) to the financial statements)

The key audit matter:

The carrying amounts of loan to and amount due from an associated company, GL Lighting Holding Pte Ltd and its subsidiaries ("GLH") at 31 December 2023 for the Group were \$3,517,000 and \$2,009,000 and the Company were \$4,000,000 and \$1,844,000 respectively.

The impairment assessment of the Group's and the Company's loan to and amount due from GLH are considered to be significant to our audit as it requires the application of estimates and use of assumptions by management. In measuring expected credit losses ("ECL") of loan to and amount due from an associated company, the Group uses cash flow forecasts from the associated company over the period the Group expects to recover the cash flows. The cash flow forecasts involve estimates in the forecasting and projection of sales and operating cash flows for the subsequent years. As the calculation of loss allowance on loan to and amount due from an associated company is subject to assumptions and forecasts, any changes to these estimations will affect the amounts of loss allowance recognised and the carrying amounts of loan to and amount due from an associated company.

How the matter was addressed in our audit:

Our audit procedures include understanding the business and operating environment of GLH. We have evaluated management's credit loss assessment of the carrying amount and assessed the reasonableness of management's assumptions such as revenue growth rate, pre-tax discount rate and terminal growth rate applied in the assessment. We discussed with management of GLH to understand the basis of expected cash flows forecasted. We also evaluated the management's forecast based on existing order book status, management's plan and general market conditions in the markets where GLH sells to and the cash flow forecasts of GLH over the period in which the Group expected to recover the loan to and amount due from GLH. We assessed various inputs used by management to estimate the growth rate and the gross profit margin used. We considered alternative outcomes by performing sensitivity analysis. Our work also includes assessing whether there are indications of possible management bias in the inputs used. We also reviewed the adequacy of disclosures made in the financial statements.

INDEPENDENT AUDITOR'S REPORT (Cont'd)

TO THE MEMBERS OF BH GLOBAL CORPORATION LIMITED

Report on the Audit of the Financial Statements (cont'd)

Key Audit Matters (cont'd)

Assessment of net realisable value of inventories

(Refer to Notes 2(i) and 17 to the financial statements)

The key audit matter:

The Group's inventories totalled \$30,743,000 accounted for approximately 35% of the Group's total assets as at 31 December 2023. As disclosed in Note 2(e) to the financial statements, inventories are stated at the lower of cost and net realisable value. Management reviews for slow-moving and obsolete inventories and for inventories where there are declines in net realisable value below cost, and writes down inventories for any such declines. Management estimates the net realisable value for inventories by taking into consideration the current economic condition, historical sales record, inventory ageing analysis, and subsequent sales. Write-down of inventories charged to the Group's profit or loss for the current financial year amounted to \$1,511,000. The write-down for slow-moving and obsolete inventories is considered a key audit matter, as it requires management to exercise judgement in identifying slow-moving and obsolete inventories and in estimating the appropriate level of write-down required. Any significant changes in anticipated future selling prices and saleability may affect the carrying value of the inventories.

How the matter was addressed in our audit:

Our audit procedures include understanding management's process over the monitoring and review of inventory obsolescence, the identification of slow-moving inventories, and the policy in place to determine the level of write down required. We evaluated management's assessment of slow-moving and obsolete inventories by reviewing the age of inventory and comparing to historical sales record and subsequent sales. We assessed the reasonableness of write-downs for slow-moving and obsolete inventories identified by management. We verified that inventories are recorded at the lower of cost and net realisable value by comparing, on a sample basis, the recorded unit cost of inventories against recent/subsequent selling prices and reviewing management's assessment and basis for inventories with no subsequent sales. We tested the integrity of the inventory ageing report, on a sampling basis, in order to conclude that the inventory ageing report can be relied upon for the assessment of inventory write-down. We observed and inquired management for any identified obsolete or slow-moving inventories during our stocktake observation. We also reviewed the adequacy of disclosures made in the financial statements.

Other Information

Management is responsible for the other information. The other information comprises the information included in the Annual Report 2023 but does not include the financial statements and our auditor's report thereon.

Our opinion on the financial statements does not cover the other information and we do not express any form of assurance conclusion thereon.

In connection with our audit of the financial statements, our responsibility is to read the other information and, in doing so, consider whether the other information is materially inconsistent with the financial statements or our knowledge obtained in the audit or otherwise appears to be materially misstated. If, based on the work we have performed, we conclude that there is a material misstatement of this other information, we are required to report that fact. We have nothing to report in this regard.

Responsibilities of management and directors for the financial statements

Management is responsible for the preparation of financial statements that give a true and fair view in accordance with the provisions of the Act and SFRS(I), and for devising and maintaining a system of internal accounting controls sufficient to provide a reasonable assurance that assets are safeguarded against loss from unauthorised use or disposition; and transactions are properly authorised and that they are recorded as necessary to permit the preparation of true and fair financial statements and to maintain accountability of assets.

In preparing the financial statements, management is responsible for assessing the Group's ability to continue as a going concern, disclosing, as applicable, matters related to going concern and using the going concern basis of accounting unless management either intends to liquidate the Group or to cease operations, or has no realistic alternative but to do so.

The directors' responsibilities include overseeing the Group's financial reporting process.

INDEPENDENT AUDITOR'S REPORT (Cont'd)

TO THE MEMBERS OF BH GLOBAL CORPORATION LIMITED

Report on the Audit of the Financial Statements (cont'd)

Auditor's Responsibilities for the audit of the financial statements

Our objectives are to obtain reasonable assurance about whether the financial statements as a whole are free from material misstatement, whether due to fraud or error, and to issue an auditors' report that includes our opinion. Reasonable assurance is a high level of assurance, but is not a guarantee that an audit conducted in accordance with SSAs will always detect a material misstatement when it exists. Misstatements can arise from fraud or error and are considered material if, individually or in the aggregate, they could reasonably be expected to influence the economic decisions of users taken on the basis of these financial statements.

As part of an audit in accordance with SSAs, we exercise professional judgement and maintain professional skepticism throughout the audit. We also:

- Identify and assess the risks of material misstatement of the financial statements, whether due to fraud or error, design and perform audit procedures responsive to those risks, and obtain audit evidence that is sufficient and appropriate to provide a basis for our opinion. The risk of not detecting a material misstatement resulting from fraud is higher than for one resulting from error, as fraud may involve collusion, forgery, intentional omissions, misrepresentations, or the override of internal control.
- Obtain an understanding of internal control relevant to the audit in order to design audit procedures that are appropriate in the circumstances, but not for the purpose of expressing an opinion on the effectiveness of the Group's internal control.
- Evaluate the appropriateness of accounting policies used and the reasonableness of accounting estimates and related disclosures made by management.
- Conclude on the appropriateness of management's use of the going concern basis of accounting and, based on the audit evidence obtained, whether a material uncertainty exists related to events or conditions that may cast significant doubt on the Group's ability to continue as a going concern. If we conclude that a material uncertainty exists, we are required to draw attention in our auditor's report to the related disclosures in the financial statements or, if such disclosures are inadequate, to modify our opinion. Our conclusions are based on the audit evidence obtained up to the date of our auditor's report. However, future events or conditions may cause the Group to cease to continue as a going concern.
- Evaluate the overall presentation, structure and content of the financial statements, including the disclosures, and whether the financial statements represent the underlying transactions and events in a manner that achieves fair presentation.
- Obtain sufficient appropriate audit evidence regarding the financial information of the entities or business activities within the Group to express an opinion on the consolidated financial statements. We are responsible for the direction, supervision and performance of the group audit. We remain solely responsible for our audit opinion.

We communicate with the directors regarding, among other matters, the planned scope and timing of the audit and significant audit findings, including any significant deficiencies in internal control that we identify during our audit.

We also provide the directors with a statement that we have complied with relevant ethical requirements regarding independence, and to communicate with them all relationships and other matters that may reasonably be thought to bear on our independence, and where applicable, related safeguards.

From the matters communicated with the directors, we determine those matters that were of most significance in the audit of the financial statements of the current period and are therefore the key audit matters. We described these matters in our auditor's report unless law or regulation precludes public disclosure about the matter or when, in extremely rare circumstances, we determine that a matter should not be communicated in our report because the adverse consequences of doing so would reasonably be expected to outweigh the public interest benefits of such communication.

INDEPENDENT AUDITOR'S REPORT (Cont'd)

TO THE MEMBERS OF BH GLOBAL CORPORATION LIMITED

Report on Other Legal and Regulatory Requirements

In our opinion, the accounting and other records required by the Act to be kept by the Company and by those subsidiary corporations incorporated in Singapore of which we are the auditors, have been properly kept in accordance with the provisions of the Act.

The engagement partner on the audit resulting in this independent auditor's report is Khor Boon Hong.

Baker Tilly TFW LLP
Public Accountants and
Chartered Accountants
Singapore

11 April 2024

CONSOLIDATED INCOME STATEMENT

For the financial year ended 31 December 2023

| | | Group | |
|--|------|-----------------|----------------|
| | Note | 2023 \$'000 | 2022 \$'000 |
| Revenue | 3 | 59,154 | 55,186 |
| Cost of sales | | (34,752) | (32,050) |
| Gross profit | | 24,402 | 23,136 |
| Other operating income | | | |
| - Interest | | 288 | 272 |
| - Others | | 177 | 23 |
| Selling and distribution expenses | | (13,061) | (13,955) |
| Administrative expenses | | (8,324) | (8,037) |
| Finance costs | 4 | (653) | (619) |
| Reversals of impairment losses on financial assets | | 56 | 1,144 |
| Profit from operations | | 2,885 | 1,964 |
| Share of results of joint venture | | 615 | 711 |
| Share of results of associated companies | | 115 | (245) |
| Profit before tax | | 3,615 | 2,430 |
| Tax expense | 5 | (947) | (310) |
| Profit for the financial year | 6 | 2,668 | 2,120 |
| Profit/(loss) attributable to: | | | |
| Equity holders of the Company | | 3,456 | 2,871 |
| Non-controlling interests | | (788) | (751) |
| | | 2,668 | 2,120 |
| Earnings per share (expressed in cents per share) | | | |
| Basic and diluted | 8 | 1.15 | 0.96 |

The accompanying notes form an integral part of these financial statements.

CONSOLIDATED STATEMENT OF COMPREHENSIVE INCOME

For the financial year ended 31 December 2023

| | Group | |
|--|----------------|----------------|
| | 2023 \$'000 | 2022 \$'000 |
| Profit for the financial year | 2,668 | 2,120 |
| Other comprehensive income/(loss): | | |
| <i>Items that are or may be reclassified subsequently to profit or loss:</i> | | |
| Currency translation differences arising on consolidation | 64 | 172 |
| Share of other comprehensive (loss)/income of joint venture | (72) | 12 |
| Share of other comprehensive loss of associated companies | (127) | (225) |
| | (135) | (41) |
| <i>Item that will not be reclassified subsequently to profit and loss:</i> | | |
| Currency translation differences arising on consolidation | (13) | (33) |
| Other comprehensive loss for the financial year, net of tax | (148) | (74) |
| Total comprehensive income for the financial year | 2,520 | 2,046 |
| Total comprehensive income/(loss) attributable to: | | |
| Equity holders of the Company | 3,321 | 2,830 |
| Non-controlling interests | (801) | (784) |
| | 2,520 | 2,046 |

The accompanying notes form an integral part of these financial statements.

STATEMENTS OF FINANCIAL POSITION

At 31 December 2023

| | Note | Group | | Company | |
|---|------|----------------|----------------|----------------|----------------|
| | | 2023 \$'000 | 2022 \$'000 | 2023 \$'000 | 2022 \$'000 |
| Non-current assets | | | | | |
| Property, plant and equipment | 9 | 17,476 | 17,613 | - | - |
| Investment in subsidiaries | 10 | - | - | 11,163 | 11,663 |
| Investment in joint venture | 11 | 2,884 | 2,723 | 949 | 949 |
| Investment in associated companies | 12 | - | - | - | - |
| Deferred tax assets | 13 | 1,361 | 1,056 | 213 | 246 |
| Intangible assets | 14 | 4,921 | 3,511 | - | - |
| Financial assets at fair value through profit or loss | 15 | 2 | 3 | - | - |
| Loan to an associated company | 16 | 3,517 | 3,530 | 4,000 | 4,000 |
| Total non-current assets | | 30,161 | 28,436 | 16,325 | 16,858 |
| Current assets | | | | | |
| Inventories | 17 | 30,743 | 32,997 | - | - |
| Contract assets | 18 | 1,297 | 1,885 | - | - |
| Trade receivables | 19 | 16,258 | 14,404 | - | - |
| Other receivables | 20 | 4,598 | 4,656 | 5,005 | 4,304 |
| Cash and cash equivalents | 21 | 5,305 | 5,737 | 325 | 265 |
| Total current assets | | 58,201 | 59,679 | 5,330 | 4,569 |
| Total assets | | 88,362 | 88,115 | 21,655 | 21,427 |
| Non-current liabilities | | | | | |
| Deferred tax liabilities | 13 | 309 | 274 | - | - |
| Borrowings | 22 | 1,577 | 2,905 | - | 267 |
| Lease liabilities | 23 | 7,657 | 7,885 | - | - |
| Total non-current liabilities | | 9,543 | 11,064 | - | 267 |
| Current liabilities | | | | | |
| Contract liabilities | 18 | 4,011 | 3,045 | - | - |
| Trade payables | | 5,519 | 7,183 | - | - |
| Other payables and accruals | 24 | 4,203 | 5,041 | 8,230 | 10,326 |
| Provisions | 25 | 83 | 31 | - | - |
| Borrowings | 22 | 6,377 | 5,384 | 267 | 800 |
| Lease liabilities | 23 | 374 | 330 | - | - |
| Tax payable | | 2,846 | 2,004 | - | - |
| Total current liabilities | | 23,413 | 23,018 | 8,497 | 11,126 |
| Total liabilities | | 32,956 | 34,082 | 8,497 | 11,393 |
| Net assets | | 55,406 | 54,033 | 13,158 | 10,034 |
| Equity | | | | | |
| Share capital | 26 | 58,535 | 58,535 | 58,535 | 58,535 |
| Currency translation reserve | | (584) | (449) | - | - |
| Capital reserves | 28 | (1,342) | (1,977) | - | - |
| Accumulated losses | | (309) | (1,971) | (45,377) | (48,501) |
| Equity attributable to equity holders of the Company, total | | 56,300 | 54,138 | 13,158 | 10,034 |
| Non-controlling interests | | (894) | (105) | - | - |
| Total equity | | 55,406 | 54,033 | 13,158 | 10,034 |

The accompanying notes form an integral part of these financial statements.

STATEMENTS OF CHANGES IN EQUITY

For the financial year ended 31 December 2023

| | Attributable to equity holders of the Company | | | | Total \$'000 | Non- controlling interests \$'000 | Total equity \$'000 |
|---|---|--|-------------------------------|---------------------------------|-----------------|--|---------------------------|
| | Share capital \$'000 | Currency translation reserve \$'000 | Capital reserves \$'000 | Accumulated losses \$'000 | | | |
| Group | | | | | | | |
| At 1 January 2023 | 58,535 | (449) | (1,977) | (1,971) | 54,138 | (105) | 54,033 |
| Profit/(loss) for the financial year | - | - | - | 3,456 | 3,456 | (788) | 2,668 |
| <i>Other comprehensive (loss)/ income</i> | | | | | | | |
| Currency translation differences arising on consolidation | - | 64 | - | - | 64 | (13) | 51 |
| Share of other comprehensive loss of joint venture | - | (72) | - | - | (72) | - | (72) |
| Share of other comprehensive loss of associated companies | - | (127) | - | - | (127) | - | (127) |
| Other comprehensive loss for the financial year, net of tax | - | (135) | - | - | (135) | (13) | (148) |
| Total comprehensive (loss)/income for the financial year | - | (135) | - | 3,456 | 3,321 | (801) | 2,520 |
| Deconsolidation of subsidiaries under liquidation | - | - | 635 | (294) | 341 | 12 | 353 |
| Dividend (Note 27) | - | - | - | (1,500) | (1,500) | - | (1,500) |
| At 31 December 2023 | 58,535 | (584) | (1,342) | (309) | 56,300 | (894) | 55,406 |

The accompanying notes form an integral part of these financial statements.

STATEMENTS OF CHANGES IN EQUITY (Cont'd)

For the financial year ended 31 December 2023

| | Attributable to equity holders of the Company | | | | Total \$'000 | Non- controlling interests \$'000 | Total equity \$'000 |
|---|---|--|-------------------------------|---------------------------------|---------------------------------|--|--------------------------------|
| | Share capital \$'000 | Currency translation reserve \$'000 | Capital reserves \$'000 | Accumulated losses \$'000 | | | |
| Group | | | | | | | |
| At 1 January 2022 | 58,535 | (411) | (1,977) | (2,980) | 53,167 | 320 | 53,487 |
| Profit/(loss) for the financial year | - | - | - | 2,871 | 2,871 | (751) | 2,120 |
| <i>Other comprehensive (loss)/ income</i> | | | | | | | |
| Currency translation differences arising on consolidation | - | 172 | - | - | 172 | (33) | 139 |
| Share of other comprehensive income of joint venture | - | 12 | - | - | 12 | - | 12 |
| Share of other comprehensive loss of associated companies | - | (225) | - | - | (225) | - | (225) |
| Other comprehensive (loss)/ income for the financial year, net of tax | - | (41) | - | - | (41) | (33) | (74) |
| Total comprehensive (loss)/ income for the financial year | - | (41) | - | 2,871 | 2,830 | (784) | 2,046 |
| Changes in ownership interest in subsidiaries that did not result in loss of control (Note 10(c)) | - | 3 | - | (362) | (359) | 359 | - |
| Dividend (Note 27) | - | - | - | (1,500) | (1,500) | - | (1,500) |
| At 31 December 2022 | 58,535 | (449) | (1,977) | (1,971) | 54,138 | (105) | 54,033 |
| | | | | | Share capital \$'000 | Accumulated losses \$'000 | Total equity \$'000 |
| Company | | | | | | | |
| At 1 January 2022 | | | | | 58,535 | (49,032) | 9,503 |
| Profit and total comprehensive income for the financial year | | | | | - | 2,031 | 2,031 |
| Dividend (Note 27) | | | | | - | (1,500) | (1,500) |
| At 31 December 2022 | | | | | 58,535 | (48,501) | 10,034 |
| Profit and total comprehensive income for the financial year | | | | | - | 4,624 | 4,624 |
| Dividend (Note 27) | | | | | - | (1,500) | (1,500) |
| At 31 December 2023 | | | | | 58,535 | (45,377) | 13,158 |

The accompanying notes form an integral part of these financial statements.

CONSOLIDATED STATEMENT OF CASH FLOWS

For the financial year ended 31 December 2023

| | 2023 \$'000 | Group 2022 \$'000 |
|--|----------------|-------------------------|
| Cash flows from operating activities | | |
| Profit before tax | 3,615 | 2,430 |
| Adjustments for: | | |
| Amortisation of intangible assets | 567 | 572 |
| Depreciation of property, plant and equipment | 1,610 | 1,777 |
| Fair value loss on financial assets at fair value through profit or loss | 1 | 2 |
| Foreign exchange difference | 11 | (13) |
| (Gain)/loss on disposal of property, plant and equipment | (1) | 2 |
| Loss on lease termination | - | 16 |
| Intangible assets written off | 17 | 85 |
| Interest expense | 653 | 619 |
| Interest income | (288) | (272) |
| Write-down of inventories | 1,511 | 1,862 |
| Reversal of impairment loss on trade receivables | (56) | (1,144) |
| Provision for warranty | 87 | 111 |
| Reversal of provision for warranty | (35) | (182) |
| Share of results of joint venture | (615) | (711) |
| Share of results of associated companies | (115) | 245 |
| Operating cash flows before working capital changes | 6,962 | 5,399 |
| Inventories | 743 | (3,823) |
| Contract assets | 588 | (746) |
| Contract liabilities | 966 | (314) |
| Receivables | (1,100) | (3,562) |
| Payables | (2,501) | 2,470 |
| Currency translation adjustments | 58 | 113 |
| Cash generated from/(used in) operations | 5,716 | (463) |
| Income tax paid | (380) | (120) |
| Net cash generated from/(used in) operating activities | 5,336 | (583) |

The accompanying notes form an integral part of these financial statements.

CONSOLIDATED STATEMENT OF CASH FLOWS (Cont'd)

For the financial year ended 31 December 2023

| | Note | 2023 \$'000 | Group 2022 \$'000 |
|---|------|----------------|-------------------------|
| Cash flows from investing activities | | | |
| Development costs | | (1,994) | (647) |
| Dividends received from a joint venture | | 378 | 391 |
| Proceeds from disposal of property, plant and equipment | | 3 | - |
| Purchases of property, plant and equipment | 9(b) | (1,155) | (767) |
| | | (2,768) | (1,023) |
| Cash flows from financing activities | | | |
| Decrease in fixed deposits under pledge and restricted cash | | 1 | 2 |
| Dividend paid to shareholders | 27 | (1,500) | (1,500) |
| Drawdown of borrowings | | 3,000 | 3,000 |
| Net repayment of short-term borrowings | | (1,500) | (500) |
| Repayment of borrowings | | (1,835) | (1,857) |
| Repayment of lease liabilities | | (501) | (760) |
| Interest paid | | (653) | (619) |
| Repayment to ultimate holding company | | - | (32) |
| | | (2,988) | (2,266) |
| Net cash used in financing activities | | | |
| | | (420) | (3,872) |
| Cash and cash equivalents at beginning of financial year | | 5,536 | 9,398 |
| Effects of exchange rate changes on cash and cash equivalents | | (11) | 10 |
| | | 5,105 | 5,536 |
| Cash and cash equivalents at end of financial year | 21 | 5,105 | 5,536 |

The accompanying notes form an integral part of these financial statements.

NOTES TO THE FINANCIAL STATEMENTS

For the financial year ended 31 December 2023

These notes form an integral part of and should be read in conjunction with the accompanying financial statements.

1 Corporate information

The Company (Co. Reg. No. 200404900H) is incorporated and domiciled in Singapore and is listed on the Main Board of Singapore Exchange Securities Trading Limited ("SGX-ST"). The address of its registered office is 8 Penjuru Lane, Singapore 609189.

The principal activity of the Company is that of investment holding. The principal activities of its subsidiaries are disclosed in Note 10.

The Company's immediate and ultimate holding company is Beng Hui Holding (S) Pte Ltd, incorporated in Singapore.

2 Material accounting policies

a) Basis of preparation

The financial statements are presented in Singapore Dollars ("S\$"), which is the Company's functional currency and all financial information presented in Singapore Dollars are rounded to the nearest thousand (S\$'000) except when otherwise indicated. The financial statements have been prepared in accordance with the provisions of the Companies Act 1967 and Singapore Financial Reporting Standards (International) ("SFRS(I)"). The financial statements have been prepared under the historical cost convention except as disclosed in the accounting policies below.

The preparation of financial statements in conformity with SFRS(I) requires the use of estimates and assumption that affect the reported amounts of assets and liabilities and disclosure of contingent assets and liabilities at the date of the financial statements and the reported amounts of revenues and expenses during the financial year. Although these estimates are based on management's best knowledge of current events and actions and historical experiences and various other factors that are believed to be reasonable under the circumstances, actual results may ultimately differ from those estimates.

Use of estimates and judgements

The estimates and underlying assumptions are reviewed on an ongoing basis. Revisions to accounting estimates are recognised in the period in which the estimate is revised if the revision affects only that period, or in the period of the revision and future periods if the revision affects both current and future periods.

The areas involving a higher degree of judgement in applying accounting policies, or areas where assumptions and estimates have a significant risk of resulting in material adjustment within the next financial year are disclosed in Note 2(i) to the financial statements.

New and revised standards that are adopted

In the current financial year, the Group has adopted all the new and revised SFRS(I) and SFRS(I) Interpretations ("SFRS(I) INT") that are relevant to its operations and effective for the current financial year.

The adoption of these new/revised SFRS(I) and SFRS(I) INT did not have any material effect on the financial results or position of the Group and the Company except as disclosed below:

Amendments to SFRS(I) 1-1 and SFRS(I) Practice Statement 2: Disclosure of Accounting Policies

The amendments to SFRS(I) 1-1 and SFRS(I) Practice Statement 2 *Making Materiality Judgements* provide guidance and examples to help entities apply materiality judgements to accounting policy disclosures. The amendments require entities to disclose their material accounting policies rather than their significant accounting policies and provide guidance on how entities apply the concept of materiality in making decisions about accounting policy disclosures.

The Group had adopted the amendments to SFRS(I) 1-1 on disclosures of accounting policies. The amendments have no impact on the measurement, recognition and presentation of any items in the Group and the Company's financial statements.

NOTES TO THE FINANCIAL STATEMENTS (Cont'd)

For the financial year ended 31 December 2023

2 Material accounting policies (cont'd)

a) Basis of preparation (cont'd)

New and revised standards not yet effective

New standards, amendments to standards and interpretations that have been issued at the balance sheet date but are not yet effective for the financial year ended 31 December 2023 have not been applied in preparing these financial statements. None of these are expected to have a significant effect on the financial statements of the Group and the Company.

b) Revenue recognition

Trading in goods - marine cables, lighting equipment and accessories

The Group transfers control and recognises a sale when they deliver goods to their customers and there is no unfulfilled obligation that could affect the customer's acceptance of the products. Revenue from these sales is recognised based on the price specified in the contract. A receivable is recognised when the goods are delivered as this is the point in time that the consideration is unconditional because only the passage of time is required before the payment is due.

For protective reasons, a portion of the contract consideration is received upfront, and the remaining consideration is received from customers when goods are delivered to the customers. As such, no financing component has been recognised as the payment terms are for reasons other than financing.

Marine surveillance systems and thermal scanners

The Group manufactures and sells marine surveillance systems and thermal scanners and provide maintenance services in relation to the products sold. Revenue from these sales is recognised based on the price specified in the contract.

The Group transfers control and recognises a sale when they deliver goods to their customers and there is no unfulfilled obligation that could affect the customer's acceptance of the products. A receivable is recognised when the goods are delivered as this is the point in time that the consideration is unconditional because only the passage of time is required before the payment is due.

Revenue from maintenance services is recognised as performance obligations satisfied over time using input method, based on the stage of completion determined as the proportion of the total time expected to perform the service that has elapsed at the end of the reporting period. A contract asset is recognised when the Group has performed under the contract but has not yet billed the customer. Where there is advance billing to customer, a contract liability is recognised for billing in excess of revenue recognised.

Cybersecurity solutions

The Group sells and distributes cybersecurity platform solutions to corporate customers. The performance obligations of the Group include the delivery of hardware and licenses, the completion of training and professional services in the implementation of cybersecurity solutions, and the completion of ad-hoc professional services not related to the implementation of cybersecurity solutions. Revenue from these sales is recognised based on the price specified in the contract.

Revenue and receivables are recognised when the hardware and licenses are delivered and accepted by customers as this is the point in time that the consideration is unconditional because only the passage of time is required before the payment is due. Professional services related to the implementation of cybersecurity solutions are recognised over time by reference to the Group's progress towards completion of the implementation services using input method, based on the proportion of contract costs incurred to date over the estimated total costs. Costs incurred that are not related to the contract or that do not contribute towards satisfying a performance obligation are excluded from the measurement of progress and instead are expensed as incurred. A contract asset is recognised when the Group has performed under the contract but has not yet billed the customer. A contract liability is recognised when the Group has not yet performed under the contract but has received advanced payment from the customer.

NOTES TO THE FINANCIAL STATEMENTS (Cont'd)

For the financial year ended 31 December 2023

2 Material accounting policies (cont'd)

b) Revenue recognition (cont'd)

Engineering services

The Group provides engineering services such as marine pipe installation, procurement and construction management for electrical, instrumentation and telecommunications systems for onshore and offshore facilities. Revenue from engineering services is recognized as performance obligations satisfied over time using input method, measured by reference to the Group's progress towards completion, based on the proportion of costs incurred to date to the estimated total costs. Costs incurred that are not related to the performance obligations or that do not contribute towards satisfying a performance obligation are excluded from the measurement of progress and instead are expensed as incurred. For contracts where the Group does not have an enforceable right to payment, revenue is recognized only when the performance obligations are fulfilled, and the customers have accepted in accordance with the sales contract. If the value of engineering services rendered exceeds payments received from the customer, a contract asset is recognized.

c) Property, plant and equipment

Property, plant and equipment are initially recognised at cost and subsequently carried at cost less accumulated depreciation and any impairment in value.

Depreciation

Depreciation is calculated on a straight-line basis to allocate the depreciable amount of property, plant and equipment over their expected useful lives. The estimated useful lives are as follows:

| | Number of years |
|--|------------------------|
| Extension, addition and alteration works | 10 to 45 |
| Motor vehicles | 2 to 5 |
| Warehouse equipment and fittings | 5 |
| Computers and office equipment | 3 |
| Furniture, fittings and renovation | 5 |
| Plant and machinery | 5 |

The leasehold properties are depreciated based on the shorter of 45 years or lease period.

The residual values, estimated useful lives and depreciation method of property, plant and equipment are reviewed, and adjusted as appropriate, at each reporting date. The effects of any revision are recognised in profit or loss when the changes arise.

d) Intangible assets

Research and development costs

Research and development costs are expensed as incurred, except for development costs which relate to the design and testing of new or improved materials, products or processes which are recognised as an asset to the extent that it is expected that such assets will generate future economic benefits.

Deferred development costs are amortised from the date of commercial production of the product or from the date the process is put into use. Such costs are currently being amortised on a straight-line basis over their useful lives, not exceeding 10 years.

e) Inventories

Inventories are stated at the lower of cost and net realisable value. The cost of inventories comprises costs of purchases and those costs that have been incurred in bringing the inventories to their present condition and location.

NOTES TO THE FINANCIAL STATEMENTS (Cont'd)

For the financial year ended 31 December 2023

2 Material accounting policies (cont'd)

e) Inventories (cont'd)

Cost is determined on the following basis:

| | | |
|---|---|--------------------|
| Marine electrical equipment, consumables and others | - | first-in first-out |
| Marine surveillance systems and thermal scanners | - | weighted average |
| Marine pipes | - | weighted average |

Net realisable value is the estimated selling price in the ordinary course of business, less the costs of completion and selling expenses.

f) Leases

The Group assesses at contract inception whether a contract is, or contains, a lease. That is, if the contract conveys the right to control the use of an identified asset for a period of time in exchange of consideration.

When a Group entity is the lessee

The Group applies a single recognition and measurement approach for all leases, except for short-term leases and leases of low-value assets.

Right-of-use assets

Right-of-use assets are measured at cost, less any accumulated depreciation and impairment losses, and adjusted for any remeasurement of lease liabilities. The cost of right-of-use assets includes the amount of lease liabilities recognised, initial direct costs incurred, and lease payments made at or before the commencement date less any lease incentives received. Right-of-use assets are depreciated on a straight-line basis over the shorter of the lease term and the estimated useful lives of the assets, as follows:

| | Number of years |
|----------------------|------------------------|
| Leasehold properties | 2 to 30 |

The right-of-use assets are presented within "Property, plant and equipment" in the statements of financial position.

Lease liabilities

At the commencement date of the lease, the Group recognises lease liabilities measured at the present value of lease payments to be made over the lease term. The lease payments include fixed payments (including in substance fixed payments) less any lease incentives receivable, variable lease payments that depend on an index or a rate, and amounts expected to be paid under residual value guarantees. The lease payments also include the exercise price of a purchase option reasonably certain to be exercised by the Group and payments of penalties for terminating the lease, if the lease term reflects the Group exercising the option to terminate.

Variable lease payments that do not depend on an index or a rate are recognised as expenses (unless they are incurred to produce inventories) in the period in which the event or condition that triggers the payment occurs.

The lease liabilities are presented as a separate line in the statements of financial position.

In calculating the present value of lease payments, the Group uses its incremental borrowing rate at the lease commencement date because the interest rate implicit in the lease is not readily determinable. After the commencement date, the amount of lease liabilities is increased to reflect the accretion of interest and reduced for the lease payments made. In addition, the carrying amount of lease liabilities is remeasured (and a corresponding adjustment to the related right-of-use asset made) if there is a modification, a change in the lease term, a change in the lease payments (e.g. changes to future payments resulting from a change in an index or rate used to determine such lease payments) or a change in the assessment of an option to purchase the underlying asset.

Short-term leases and leases of low-value assets

Lease payments on short-term leases (i.e., those leases that have a lease term of 12 months or less from the commencement date and do not contain a purchase option) and leases of low-value assets are recognised as expense on a straight-line basis over the lease term.

NOTES TO THE FINANCIAL STATEMENTS (Cont'd)

For the financial year ended 31 December 2023

2 Material accounting policies (cont'd)

g) Financial assets

Recognition and derecognition

Regular way purchases and sales of financial assets are recognised on trade-date - the date on which the Group commits to purchase or sell the asset. Financial assets are derecognised when the rights to receive cash flows from the financial assets have expired or have been transferred and the Group has transferred substantially all risks and rewards of ownership.

Financial assets are initially measured at fair value. Transaction costs that are directly attributable to the acquisition of financial assets (other than financial assets at fair value through profit or loss) are added to the fair value of the financial assets on initial recognition. Transaction costs directly attributable to acquisition of financial assets at fair value through profit or loss are recognised immediately in profit or loss. Trade receivables without a significant financing component is initially measured at transaction prices.

Classification and measurement

All financial assets are subsequently measured in their entirety at either amortised cost or fair value, depending on the classification of the financial assets.

The Group classifies its financial assets in the following measurement categories:

- Amortised cost; and
- Fair value through profit or loss ("FVTPL").

The classification is based on the entity's business model for managing the financial asset and the contractual cash flow characteristics of the financial assets.

The Group reclassifies financial assets when and only when its business model for managing those assets changes.

Subsequent measurement

Debt instruments

Debt instruments include cash and cash equivalents, trade and other receivables (excluding prepayments, advance payment to suppliers and GST receivable) and loan to an associated company. The subsequent measurement categories, depending on the Group's business model for managing the asset and cash flow characteristics of the asset are as follows:

Amortised cost

The Group measures financial assets at amortised cost if both of the following conditions are met:

- The financial asset is held within a business model with the objective to hold financial assets in order to collect contractual cash flows; and
- The contractual terms of the financial asset give rise on specific dates to cash flows that are solely payments of principal and interest on the principal amount outstanding.

Financial assets at amortised cost are subsequently measured using the effective interest rate ("EIR") method and are subject to impairment. Gains and losses are recognised in profit or loss when the asset is derecognised, modified or impaired. Interest income from these financial assets is included in interest income using the EIR method.

Impairment

The Group recognises an allowance for expected credit losses ("ECLs") for financial assets carried at amortised cost. ECLs are based on the difference between the contractual cash flows due in accordance with the contract and all the cash flows that the Group expects to receive, discounted at an approximation of the original effective interest rate.

NOTES TO THE FINANCIAL STATEMENTS (Cont'd)

For the financial year ended 31 December 2023

2 Material accounting policies (cont'd)

g) Financial assets (cont'd)

Impairment (cont'd)

The impairment methodology applied depends on whether there has been a significant increase in credit risk. For credit exposures for which there has not been a significant increase in credit risk since initial recognition, ECLs are provided for credit losses that result from default events that are possible within the next 12-months (a 12-month ECL). For those credit exposures for which there has been a significant increase in credit risk since initial recognition, a loss allowance is required for credit losses expected over the remaining life of the exposure, irrespective of the timing of the default (a lifetime ECL).

For trade receivables and contract assets that do not have a significant financing component, the Group applies a simplified approach to recognise a loss allowance based on lifetime ECLs at each reporting date. The Group has established a provision matrix that is based on its historical credit loss experience, adjusted as appropriate for current conditions and forward-looking factors specific to the debtors and the economic environment.

If the Group has measured the loss allowance for a financial asset at an amount equal to lifetime ECL in the previous reporting period but determines at the current reporting date that the conditions for lifetime ECL are no longer met, the Group measures the loss allowance at an amount equal to 12-month ECL at the current reporting date.

The Group recognises an impairment gain or loss in profit or loss for all financial assets with a corresponding adjustment to their carrying amount through a loss allowance account.

h) Financial liabilities

Financial liabilities include trade and other payables (excluding GST payables and provision for unutilised leave), borrowings and lease liabilities. Financial liabilities are recognised on the statement of financial position when, and only when, the Group becomes a party to the contractual provisions of the financial instrument.

The financial liabilities are recognised initially at fair value, plus, in the case of financial liabilities other than fair value through profit or loss, directly attributable transaction costs.

Subsequent to initial recognition, financial liabilities not at fair value through profit or loss and other than financial guarantees are measured at amortised cost using the effective interest method. Gains and losses are recognised in profit or loss when the liabilities are derecognised, and through the amortisation process. A financial liability is derecognised when the obligation under the liability is extinguished.

i) Key sources of estimation uncertainty

The key assumptions concerning the future, and other key sources of estimation uncertainty at the end of the reporting period, that have a significant risk of causing a material adjustment to the carrying amounts of assets and liabilities within the next financial year, are discussed below.

Impairment of non-financial assets

The Group assesses whether there are any indicators of impairment for all non-financial assets at each reporting date. Goodwill are tested for impairment annually and at other times when such indicators exist. Other non-financial assets (including investment in subsidiaries, joint ventures and associated companies and finite life intangible assets) are tested for impairment when there are indicators that the carrying amounts may not be recoverable. An impairment exists when the carrying value of an asset or the cash-generating unit exceeds its recoverable amount, which is the higher of its fair value less costs to sell and its value-in-use.

When value-in-use calculations are undertaken, management is required to estimate the expected future cash flows from the asset or cash-generating unit and a suitable discount rate, in order to determine the present value of those cash flows. Further details of the key assumptions applied in the impairment assessment for investment in associated companies and the carrying amounts of investments in subsidiaries, associated companies and intangible assets are described in Notes 10, 12 and 14 respectively.

NOTES TO THE FINANCIAL STATEMENTS (Cont'd)

For the financial year ended 31 December 2023

2 Material accounting policies (cont'd)

i) Key sources of estimation uncertainty (cont'd)

Calculation of expected credit loss allowance

When measuring expected credit loss ("ECL"), the Group uses reasonable and supportable forward-looking information, which is based on assumptions and forecasts of future economic conditions with consideration of the impact of the current macroeconomic uncertainties and how these conditions will affect the Group's ECL assessment. Loss given default is an estimate of the loss arising on default. It is based on the difference between the contractual cash flows due and those that the lender would expect to receive, taking into account cash flows from collateral and integral credit enhancements.

Probability of default constitutes a key input in measuring ECL. Probability of default is an estimate of the likelihood of default over a given time horizon, the calculation of which includes historical data, assumptions and expectations of future conditions.

In measuring ECL of loan to and amount due from an associated company, the Group uses cash flow forecasts from the associated company over the period the Group expects to recover the cash flows. The cash flow forecasts involve assumptions and estimates in the forecasting and projection of sales and operating cash flows for the subsequent years. As the calculation of loss allowance on loan to and amount due from an associated company is subject to assumptions and forecasts, any changes to these estimations will affect the amounts of loss allowance recognised and the carrying amounts of loan to and amount due from an associated company. The carrying amounts of loan to and amount due from an associated company at the end of the reporting period are disclosed in Notes 16 and 20 respectively.

Management determines the loss allowance on trade receivables and contract assets by categorising them based on their credit profiles, historical loss patterns and historical payment profiles. The Group also assesses at the end of the reporting period whether there is any objective evidence that the receivables and contract balances from individual customers is credit-impaired based on factors such as insolvency, financial difficulties of the customer or significant delay in repayments.

With the current macroeconomic uncertainties and inflationary pressures, the estimates on ECL have included the expected effect on the recoverability of the Group trade receivables. Based on the simplified approach, there was no significant exposure to the expected credit loss on trade receivables and contract assets. The Group estimates the expected credit loss rates for each category of past due status of the debtors based on historical credit loss experience with forward-looking information. At every reporting date, historical defaults rates are updated and change in the forward-looking estimates are analysed.

The assessment of the correlation between historical observed default rates, forecast economic conditions and ECL is significant estimate. The amount of ECL is sensitive to changes in circumstances and forecast economic conditions. The Group's historical credit loss experience and forecast of economic condition may not be representative of customers actual default in the future. The information about ECL and the carrying amount of the Group's trade receivables are disclosed in Notes 19 and 31(c).

Estimation of net realisable values of inventories

Management reviews for slow-moving and obsolete inventories and for inventories where there are declines in net realisable value below cost, and writes down inventories for any such declines. Management estimates the net realisable value for inventories by taking into consideration the current economic condition, historical sales record, inventory ageing analysis, and subsequent sales. Such an evaluation process requires significant judgement as it requires management to exercise judgement in identifying slow-moving and obsolete inventories and making estimates of the net realisable value to determine the appropriate level of write-down required. Any significant changes in anticipated future selling prices and saleability may affect the carrying value of inventories.

The carrying amounts of the Group's inventories at the end of the reporting period and the amount of inventories written down for the financial year are disclosed in Notes 17 and 6 respectively.

NOTES TO THE FINANCIAL STATEMENTS (Cont'd)

For the financial year ended 31 December 2023

3 Revenue

The following table provides a disaggregation disclosure of the Group's revenue by timing of revenue recognition:

| | Electrical and Technical Supply \$'000 | Security \$'000 | Integration Engineering \$'000 | Total \$'000 |
|--------------------------------------|---|--------------------|--------------------------------------|-----------------|
| 2023 | | | | |
| Timing of revenue recognition | | | | |
| At a point in time | 43,832 | 7,400 | 2,337 | 53,569 |
| Over time | - | 1,153 | 4,432 | 5,585 |
| | 43,832 | 8,553 | 6,769 | 59,154 |
| 2022 | | | | |
| Timing of revenue recognition | | | | |
| At a point in time | 39,911 | 6,320 | 3,685 | 49,916 |
| Over time | - | 1,728 | 3,542 | 5,270 |
| | 39,911 | 8,048 | 7,227 | 55,186 |

| | Group | |
|---|---------------|--------|
| | 2023 | 2022 |
| | \$'000 | \$'000 |
| Revenue recognised during the financial year from: | | |
| Amounts included in contract liabilities at the beginning of the financial year | 2,681 | 1,921 |

The Group applies the practical expedient in SFRS(I) 15 and does not disclose information about its remaining performance obligation that is part of a contract that has an original expected duration of one year or less.

4 Finance costs

| | Group | |
|-------------------------|---------------|--------|
| | 2023 | 2022 |
| | \$'000 | \$'000 |
| Interests on borrowings | | |
| - bank loans | 305 | 240 |
| - lease liabilities | 348 | 379 |
| | 653 | 619 |

5 Tax expense

Tax expense attributable to profit is made up of:

| | Group | |
|--|---------------|--------|
| | 2023 | 2022 |
| | \$'000 | \$'000 |
| Current income tax | 1,292 | 1,731 |
| Deferred tax (Note 13) | (560) | (988) |
| | 732 | 743 |
| (Over)/under provision in respect of prior years | | |
| - current income tax | (71) | (896) |
| - deferred tax (Note 13) | 286 | 463 |
| | 947 | 310 |

NOTES TO THE FINANCIAL STATEMENTS (Cont'd)

For the financial year ended 31 December 2023

5 Tax expense (cont'd)

The income tax expense on the results of the financial year differs from the amount of income tax determined by applying the Singapore standard rate of income tax due to the following factors:

| | Group | |
|---|----------------|----------------|
| | 2023 \$'000 | 2022 \$'000 |
| Profit before tax | 3,615 | 2,430 |
| Tax calculated at a tax rate of 17% (2022: 17%) | 615 | 413 |
| Singapore statutory stepped income exemption | (35) | (17) |
| Income not subject to tax | (2) | (105) |
| Over provision of income tax in prior years | (71) | (896) |
| Under provision of deferred tax in prior years | 286 | 463 |
| Expenses not deductible for tax purposes | 209 | 406 |
| Effect of different tax rates in other countries | - | (15) |
| Utilisation of deferred tax assets not previously recognised | (83) | (528) |
| Deferred tax assets not recognised | 107 | 391 |
| Tax effect of share of results of associated companies and joint ventures | 35 | 71 |
| Others | (114) | 127 |
| | 947 | 310 |

6 Profit for the financial year

| | Group | |
|--|----------------|----------------|
| | 2023 \$'000 | 2022 \$'000 |
| Profit for the financial year is arrived at after charging: | | |
| Amortisation of intangible assets (Note 14) | 567 | 572 |
| Audit fees paid/payable to: | | |
| - auditors of the Company | 238 | 201 |
| - other auditors* | 45 | 7 |
| Non-audit fees paid/payable to: | | |
| - auditors of the Company | 37 | 30 |
| - other auditors* | 5 | - |
| Bad debts written off | 10 | 7 |
| Cost of inventories included in cost of sales | 33,616 | 30,917 |
| Depreciation of property, plant and equipment (Note 9) | 1,610 | 1,777 |
| Directors' fee paid/payable to: | | |
| - directors of the Company | 305 | 300 |
| - directors of the subsidiaries | 100 | 100 |
| Fair value loss on financial assets at fair value through profit or loss | 1 | 2 |
| Foreign exchange loss | 209 | 330 |
| Intangible assets written off (Note 14) | 17 | 85 |
| (Gain)/loss on disposal of property, plant and equipment | (1) | 2 |
| Loss on lease termination | - | 16 |
| Provision for warranty (Note 25) | 87 | 111 |
| Rental expenses (Note 9(c)): | | |
| - warehouse | - | 28 |
| - others | 101 | 58 |
| Staff costs (Note 7) | 13,563 | 12,935 |
| Write down of inventories | 1,511 | 1,862 |
| and crediting: | | |
| Government grant income | 277 | 307 |
| Interest income: | | |
| - from an associated company | 288 | 272 |
| Management fee income from an associated company | 36 | 29 |
| Reversal of impairment loss on trade receivables (Note 19) | 56 | 1,144 |
| Reversal of provision for warranty (Note 25) | 35 | 182 |

* Includes independent member firms of the Baker Tilly International network.

NOTES TO THE FINANCIAL STATEMENTS (Cont'd)

For the financial year ended 31 December 2023

7 Staff costs

| | 2023 \$'000 | Group 2022 \$'000 |
|---|----------------|-------------------------|
| <i>Key management personnel</i> | | |
| - Salaries and related costs | 4,016 | 3,528 |
| - Central Provident Fund contributions | 182 | 170 |
| <i>Close family members of key management personnel</i> | | |
| - Salaries and related costs | 601 | 624 |
| - Central Provident Fund contributions | 96 | 96 |
| <i>Other staff</i> | | |
| - Salaries and related costs | 7,735 | 7,395 |
| - Central Provident Fund contributions | 593 | 952 |
| <i>Staff training and welfare</i> | 340 | 170 |
| | 13,563 | 12,935 |

8 Earnings per share

The calculation of the basic and diluted earnings per share attributable to the ordinary equity holders of the Company is based on the following data:

| | 2023 \$'000 | Group 2022 \$'000 |
|--|----------------|-------------------------|
| Net profit attributable to equity holders of the Company (\$'000) | 3,456 | 2,871 |
| Weighted average number of ordinary shares outstanding for basic and diluted earnings per share ('000) | 300,000 | 300,000 |
| Basic and diluted earnings per share (cents per share) | 1.15 | 0.96 |

Basic earnings per share is calculated by dividing profit for the year attributable to owners of the Company by the weighted average number of ordinary shares outstanding during the financial year.

As at 31 December 2023 and 31 December 2022, diluted earnings per share is similar to basic earnings per share as there were no dilutive potential ordinary shares.

NOTES TO THE FINANCIAL STATEMENTS (Cont'd)

For the financial year ended 31 December 2023

9 Property, plant and equipment

| Group | Leasehold properties \$'000 | Extension, addition and alteration works \$'000 | Motor vehicles \$'000 | Warehouse equipment and fittings \$'000 | Computers and office equipment \$'000 | Furniture, fittings and renovation \$'000 | Plant and machinery \$'000 | Total \$'000 |
|----------------------------------|--------------------------------|---|-----------------------------|--|--|--|----------------------------------|-----------------|
| 2023 | | | | | | | | |
| Cost | | | | | | | | |
| At 1.1.2023 | 15,688 | 11,082 | 1,468 | 890 | 2,365 | 2,501 | 551 | 34,545 |
| Additions | 325 | 438 | 242 | 11 | 343 | 76 | 45 | 1,480 |
| Disposals | - | - | - | - | (210) | - | - | (210) |
| Currency translation differences | (7) | - | (3) | - | (3) | (5) | (2) | (20) |
| At 31.12.2023 | 16,006 | 11,520 | 1,707 | 901 | 2,495 | 2,572 | 594 | 35,795 |
| Accumulated depreciation | | | | | | | | |
| At 1.1.2023 | 4,647 | 5,824 | 1,199 | 835 | 2,087 | 1,917 | 423 | 16,932 |
| Depreciation charge | 724 | 315 | 116 | 8 | 205 | 192 | 50 | 1,610 |
| Disposals | - | - | - | - | (208) | - | - | (208) |
| Currency translation differences | (6) | - | (2) | - | (2) | (4) | (1) | (15) |
| At 31.12.2023 | 5,365 | 6,139 | 1,313 | 843 | 2,082 | 2,105 | 472 | 18,319 |
| Net carrying value | | | | | | | | |
| At 31.12.2023 | 10,641 | 5,381 | 394 | 58 | 413 | 467 | 122 | 17,476 |

NOTES TO THE FINANCIAL STATEMENTS (Cont'd)

For the financial year ended 31 December 2023

9 Property, plant and equipment (cont'd)

| Group | Leasehold properties \$'000 | Extension, addition and alteration works \$'000 | Motor vehicles \$'000 | Warehouse equipment and fittings \$'000 | Computers and office equipment \$'000 | Furniture, fittings and renovation \$'000 | Plant and machinery \$'000 | Total \$'000 |
|---|--------------------------------|---|-----------------------------|--|--|--|----------------------------------|-----------------|
| 2022 | | | | | | | | |
| Cost | | | | | | | | |
| At 1.1.2022 | 15,906 | 11,082 | 1,461 | 858 | 3,059 | 2,050 | 541 | 34,957 |
| Additions | 930 | - | 8 | 32 | 180 | 536 | 11 | 1,697 |
| Disposals | - | - | - | - | (5) | - | - | (5) |
| Written-off | - | - | - | - | (859) | (54) | - | (913) |
| Derecognition due to early termination | (1,146) | - | - | - | - | - | - | (1,146) |
| Currency translation differences | (2) | - | (1) | - | (10) | (31) | (1) | (45) |
| At 31.12.2022 | 15,688 | 11,082 | 1,468 | 890 | 2,365 | 2,501 | 551 | 34,545 |
| Accumulated depreciation | | | | | | | | |
| At 1.1.2022 | 4,189 | 5,525 | 1,099 | 820 | 2,789 | 1,845 | 360 | 16,627 |
| Depreciation charge | 982 | 299 | 101 | 15 | 168 | 148 | 64 | 1,777 |
| Disposals | - | - | - | - | (3) | - | - | (3) |
| Written-off | - | - | - | - | (859) | (54) | - | (913) |
| Derecognition due to early termination | (524) | - | - | - | - | - | - | (524) |
| Currency translation differences | - | - | (1) | - | (8) | (22) | (1) | (32) |
| At 31.12.2022 | 4,647 | 5,824 | 1,199 | 835 | 2,087 | 1,917 | 423 | 16,932 |
| Net carrying value | | | | | | | | |
| At 31.12.2022 | 11,041 | 5,258 | 269 | 55 | 278 | 584 | 128 | 17,613 |

NOTES TO THE FINANCIAL STATEMENTS (Cont'd)

For the financial year ended 31 December 2023

9 Property, plant and equipment (cont'd)

- a) The net carrying amounts of leasehold properties and extension, addition and alteration works mortgaged to secure banking facilities granted to the Group (Note 22), which included right-of-use assets of \$7,247,000 (2022: \$7,390,000) under lease arrangements, are as below:

| | Group | |
|--|---------------|--------|
| | 2023 | 2022 |
| | \$'000 | \$'000 |
| Leasehold properties | 10,530 | 10,834 |
| Extension, addition and alteration works | 5,381 | 5,258 |
| | 15,911 | 16,092 |

As at 31 December 2023, the above leasehold properties and extension, addition and alteration works have a fair value of \$29,800,000 (2022: \$30,600,000) (Note 32(c)).

- b) Non-cash transactions

| | Group | |
|--|--------------|--------|
| | 2023 | 2022 |
| | \$'000 | \$'000 |
| Aggregate cost of property, plant and equipment | 1,480 | 1,697 |
| Less: additions to right-of-use assets | (325) | (930) |
| Net cash outflow for purchase of property, plant and equipment | 1,155 | 767 |

- c) The Group leases land and office premises for its operations. Leases of land generally have lease terms of between 20 and 30 years (2022: 20 and 30 years) and office premises have lease terms of 2 years (2022: 2 years).

The Group also has certain leases of machinery and office premises with lease terms of 12 months or less, and leases of office equipment with low values. The Group applies the 'short-term lease' and 'lease of low-value assets' recognition exemptions for these leases as prescribed by SFRS(I) 16.

- (i) Carrying amount of right-of-use assets are as follows:

| | Group | |
|--|---------------|--------|
| | 2023 | 2022 |
| | \$'000 | \$'000 |
| <u>Classified within property, plant and equipment</u> | | |
| Leasehold properties | 10,641 | 11,041 |
| Motor vehicles | 65 | 92 |
| | 10,706 | 11,133 |

Additions to right-of-use assets during the financial year were \$325,000 (2022: \$930,000).

- (ii) Amounts recognised in the consolidated income statement:

| | Group | |
|---|------------|--------|
| | 2023 | 2022 |
| | \$'000 | \$'000 |
| <u>Depreciation charge for the year</u> | | |
| Leasehold properties | 724 | 982 |
| Motor vehicles | 27 | 21 |
| | 751 | 1,003 |
| <u>Lease expense not included in the measurement of lease liabilities</u> | | |
| Lease expense - short-term leases | 92 | 74 |
| Lease expense - low-value assets leases | 9 | 12 |
| | 101 | 86 |
| Total (Note 6) | 852 | 1,089 |
| Interest expense on lease liabilities (Note 4) | 348 | 379 |

NOTES TO THE FINANCIAL STATEMENTS (Cont'd)

For the financial year ended 31 December 2023

9 Property, plant and equipment (cont'd)

(ii) Amounts recognised in the consolidated income statement: (cont'd)

During the financial year, total cash outflow for leases amounted to \$950,000 (2022: \$1,225,000).

10 Investment in subsidiaries

| | Company | |
|---|----------------|----------------|
| | 2023 \$'000 | 2022 \$'000 |
| <u>Unquoted equity shares, at cost</u> | | |
| At 1 January | 19,683 | 19,683 |
| Deconsolidation of subsidiaries under liquidation | (2,782) | - |
| At 31 December | 16,901 | 19,683 |
| | | |
| Movement of allowance for impairment: | | |
| At 1 January | 8,020 | 8,020 |
| Deconsolidation of subsidiaries under liquidation | (2,282) | - |
| At 31 December | 5,738 | 8,020 |
| | | |
| Net carrying amount | 11,163 | 11,663 |

a) Details of subsidiaries:

| Name of subsidiary (Country of incorporation) | Principal activities | Group's effective equity interest held | |
|---|--|--|-----------|
| | | 2023 % | 2022 % |
| Beng Hui Marine Electrical Pte. Ltd. * ("BHM") (Singapore) | Wholesaler and retailer of electrical goods, appliances and other related products in marine supply and servicing | 100 | 100 |
| SOPEX Innovations Pte. Ltd. * (Singapore) | Wholesale trade in marine equipment and accessories | 100 | 100 |
| Sea Forrest Technologies Pte. Ltd. ** ("SFT") (Singapore) | Investment holding | 80 | 80 |
| Genesis Environtech Pte. Ltd. ® ("GEN") (Singapore) | Manufacture and repair of other special purpose machinery | 100 | 100 |
| Omnisense Systems Private Limited * ("OMS") (Singapore) | Research and development, manufacture and sale of medical, professional, engineering, scientific and precision equipment | 75.7 | 75.7 |
| ONE BHG Pte. Ltd. ® ("ONE BHG") (Singapore) | Manufacture and repair of other special purpose machinery and engineering design and consultancy services in energy management and clean energy system | 100 | 100 |
| Athena International Holdings Pte. Ltd. * ("AIH") (Singapore) | Manufacture and repair of engineering and scientific instruments | 85 | 85 |

NOTES TO THE FINANCIAL STATEMENTS (Cont'd)

For the financial year ended 31 December 2023

10 Investment in subsidiaries (cont'd)

a) Details of subsidiaries (cont'd):

| Name of subsidiary (Country of incorporation) | Principal activities | Group's effective equity interest held | |
|--|--|--|-----------|
| | | 2023 % | 2022 % |
| <u>Subsidiary held by ONE BHG</u> | | | |
| BOS Offshore & Marine Pte. Ltd. * ("BOS") (Singapore) | Provision of marine and offshore related services and products | 100 | 100 |
| <u>Subsidiary held by GEN</u> | | | |
| Blue Sky Ecotech Ltd. © (Taiwan) | Manufacture and repair of other special purpose machinery and engineering design and consultancy services in energy management and clean energy system | 100 | 100 |
| <u>Subsidiary held by SFT</u> | | | |
| Sea Forrest Power Solutions Pte. Ltd. ** ("SFP") (Singapore) | Engineering design and consultancy services in energy management and clean energy systems, and wholesale of marine equipment and accessories | 80 | 80 |
| Sea Forrest Engineering Pte. Ltd. ** ("SFE") (Singapore) | Ship and offshore structure repairs and modification while afloat | 80 | 80 |
| <u>Subsidiary held by AIH</u> | | | |
| Athena Dynamics Pte. Ltd. * (Singapore) | Provision of IT electronics products and solutions | 85 | 85 |
| SASA APAC Pte. Ltd. * (Singapore) | Provision of software consultancy services | 85 | 85 |
| <u>Subsidiary held by OMS</u> | | | |
| Omnisense Systems USA, Inc ** (USA) | Sales and service of marine equipment | 75.7 | 75.7 |
| * Audited by Baker Tilly TFW LLP | | | |
| ** Audited by Baker Tilly TFW LLP for the purpose of consolidation | | | |
| © Under liquidation | | | |

b) Summarised financial information of subsidiaries with material non-controlling interest ("NCI")

The Group has the following subsidiaries that have NCI that are considered by management to be material to the Group:

| Name of subsidiary | Principal place of business/ Country of incorporation | Ownership interest held by NCI | |
|---|--|--------------------------------|-----------|
| | | 2023 % | 2022 % |
| Omnisense Systems Private Limited ("OMS Group") | Singapore | 24.3 | 24.3 |

The following is the summarised financial information of OMS Group. These financial information include consolidation adjustments but before inter-company eliminations.

NOTES TO THE FINANCIAL STATEMENTS (Cont'd)

For the financial year ended 31 December 2023

10 Investment in subsidiaries (cont'd)

- b) Summarised financial information of subsidiaries with material non-controlling interest ("NCI") (cont'd)

Summarised statement of financial position

| | OMS Group | |
|--|----------------|--------------|
| | 2023 | 2022 |
| | \$'000 | \$'000 |
| Non-current assets | 2,465 | 1,383 |
| Current assets | 9,008 | 11,389 |
| Non-current liabilities | (74) | (247) |
| Current liabilities | (15,319) | (13,116) |
| Net liabilities | (3,920) | (591) |
| Net liabilities attributable to NCI | (951) | (143) |

Summarised statement of comprehensive income

| | OMS Group | |
|--|--------------|--------------|
| | 2023 | 2022 |
| | \$'000 | \$'000 |
| Revenue | 3,389 | 3,335 |
| Other expenses | (7,136) | (6,774) |
| Loss before tax | (3,747) | (3,439) |
| Income tax credit | 374 | 175 |
| Loss and total comprehensive loss for the year | (3,373) | (3,264) |
| Loss allocated to NCI | (818) | (792) |

Summarised statement of cash flows

| | OMS Group | |
|---|--------------|------------|
| | 2023 | 2022 |
| | \$'000 | \$'000 |
| Cash flows generated from/(used in) operating activities | 798 | (4,211) |
| Cash flows used in investing activities | (1,152) | (178) |
| Cash flows (used in)/generated from financing activities | (262) | 4,725 |
| Net (decrease)/increase in cash and cash equivalents | (616) | 336 |

- c) Change in ownership interest in subsidiaries

On 16 February 2022, the Group announced an internal restructuring exercise. Sea Forrest Technologies Pte Ltd, an 80% subsidiary of the Group will transfer its 100% interest in BOS Offshore & Marine Pte Ltd and 35% interest in BOS Marine Offshore Engineering Corporation ("BOSMEC") to One BHG Pte Ltd, a wholly-owned direct subsidiary of the Company, at \$1 each. The effect of the internal restructuring is to increase the Group's effective interest in BOS from 80% to 100%, and in BOSMEC from 28% to 35%.

The effect of accretion is as follow:

| | Group |
|---|--------|
| | 2023 |
| | \$'000 |
| Net carrying amount of non-controlling interests | 359 |
| Net consideration from non-controlling interest, net of transaction costs | * |
| Net difference recognised in accumulated losses | 359 |
| Net cash flow arising from change in ownership interests | * |

* Amount is less than \$1,000

NOTES TO THE FINANCIAL STATEMENTS (Cont'd)

For the financial year ended 31 December 2023

11 Investment in joint venture

- a) Investment in joint venture is summarised below:

| | Group | | Company | |
|--|----------------|----------------|----------------|----------------|
| | 2023 \$'000 | 2022 \$'000 | 2023 \$'000 | 2022 \$'000 |
| <i>Carrying amount</i> | | | | |
| Dream Marine Ship Spare Parts Trading LLC ("DMS") | 2,884 | 2,723 | 949 | 949 |

- b) Included in investment in joint venture of the Company and the Group is an amount of \$865,000 (2022: \$865,000) being equity loan due from the joint venture.
- c) The following information relates to the joint venture at the end of the financial year:

| Name of joint venture (Country of incorporation) | Principal activities | Group's effective equity interest held | |
|---|---|--|-----------|
| | | 2023 % | 2022 % |
| Dream Marine Ship Spare Parts Trading LLC# (Dubai, UAE) | Trading in electrical components and spare parts of ships and boats | 34 | 34 |

Audited by another firm of auditors

In accordance with the shareholders' agreement between the Company and other joint venturers of DMS, the Company is entitled to 70% of the net profit of DMS. However, the Company's equity interest held in DMS is 34%.

The Company has joint control over this investee as under the contractual arrangement, unanimous consent is required from all parties to the agreements for all relevant activities.

Management considered that the joint arrangement is structured as a limited company and provides the Company and the parties to the agreement with rights to the net assets of the limited company under the arrangement. Accordingly, this arrangement is classified as a joint venture.

The joint venture is accounted for using the equity method in these consolidated financial statements.

- d) Summarised financial information for material joint venture based on their financial statements (adjusted by the Group for equity accounting purpose) and a reconciliation to the carrying amounts of the investments in the consolidated financial statements are as follows:

| | DMS | |
|---|----------------|----------------|
| | 2023 \$'000 | 2022 \$'000 |
| <i>Income Statement items:</i> | | |
| Revenue | 3,784 | 3,287 |
| Profit after tax | 620 | 1,014 |
| Other comprehensive income | (104) | 18 |
| Total comprehensive income | 516 | 1,032 |
| Dividends received from joint venture | 378 | 391 |
| The above profit for the financial year includes the following: | | |
| Depreciation and amortisation | 32 | 28 |
| <i>Statement of financial position items:</i> | | |
| Non-current assets | 123 | 67 |
| Current assets | 4,449 | 4,091 |
| Current liabilities | (1,688) | (1,503) |
| Net assets | 2,884 | 2,655 |

NOTES TO THE FINANCIAL STATEMENTS (Cont'd)

For the financial year ended 31 December 2023

11 Investment in joint venture (cont'd)

- d) Summarised financial information for material joint venture based on their financial statements (adjusted by the Group for equity accounting purpose) and a reconciliation to the carrying amounts of the investments in the consolidated financial statements are as follows: (cont'd)

| | 2023 \$'000 | DMS | 2022 \$'000 |
|--|----------------|-----|----------------|
| The above amounts of assets and liabilities include the following: | | | |
| Cash and cash equivalents | 471 | | 759 |

- e) Reconciliation of the above summarised financial information to the carrying amount of the interest in joint venture recognised in the consolidated financial statements:

| | 2023 \$'000 | DMS | 2022 \$'000 |
|---|----------------|-----|----------------|
| Net assets of the joint venture | 2,884 | | 2,655 |
| Group's share of net assets based on proportion of ownership interest | 2,019 | | 1,858 |
| Equity loan to a joint venture | 865 | | 865 |
| Carrying amount of investment | 2,884 | | 2,723 |

12 Investment in associated companies

- a) Investment in associated companies are summarised below:

| | Group | | Company | |
|--|----------------|----------------|----------------|----------------|
| | 2023 \$'000 | 2022 \$'000 | 2023 \$'000 | 2022 \$'000 |
| <i>Carrying amount</i> | | | | |
| GL Lighting Holding Pte Ltd ("GLH") and its subsidiaries ("GLH Group") | - | - | - | - |
| BOS Marine Offshore Engineering Corporation ("BOSMEC") | - | - | - | - |
| | - | - | - | - |

The carrying amount of investment in GLH Group is stated net of accumulated impairment losses as follows:

| | Group | | Company | |
|---|----------------|----------------|----------------|----------------|
| | 2023 \$'000 | 2022 \$'000 | 2023 \$'000 | 2022 \$'000 |
| <i>Accumulated impairment losses:</i> | | | | |
| At beginning of financial year/at end of financial year | 9,663 | 9,663 | 14,748 | 14,748 |

NOTES TO THE FINANCIAL STATEMENTS (Cont'd)

For the financial year ended 31 December 2023

12 Investment in associated companies (cont'd)

b) The following information relates to the associated companies:

| Name of associates (Country of incorporation) | Principal activities | Group's effective equity interest held | |
|---|--|--|-----------|
| | | 2023 % | 2022 % |
| GL Lighting Holding Pte Ltd ("GLH")* (Singapore) | Investment holding | 43 | 43 |
| <u>Subsidiaries held by GLH</u> | | | |
| General Luminaire (Shanghai) Co., Ltd ("SGL")** (People's Republic of China) | Research and development, manufacturing and selling LED lighting modules and fixtures | 43 | 43 |
| General Luminaire (Kunshan) Co., Ltd ("KGL")** (People's Republic of China) | Design, manufacturing and trading LED lighting modules and fixtures | 43 | 43 |
| Arco Illumination Pte Ltd* (Singapore) | Wholesale of lighting related products and fixtures | 43 | 43 |
| General Luminaire Co., Ltd** (Taiwan) | Trading business of LED lighting modules and fixtures | 43 | 43 |
| <u>Subsidiary held by KGL</u> | | | |
| Kunshan Yonglong Precision Optical Industrial Co., Ltd *** (People's Republic of China) | Trading of LED lighting modules and fixtures | 43 | 43 |
| <u>Associate held by ONE BHG</u> | | | |
| BOS Marine Offshore Engineering Corporation ("BOSMEC")*** (Japan) | Provision of engineering, procurement and designing services, licensing of patents and construction works to marine and offshore industry | 35 | 35 |

* Audited by Baker Tilly TFW LLP

** Audited by independent overseas member firms of Baker Tilly International

*** Not required to be audited

All of the above associated companies are accounted for using the equity method in these consolidated financial statements.

c) The associated companies in the People's Republic of China are subject to local exchange control regulations. These regulations place restrictions on the amount of currency that can be remitted out of the country.

NOTES TO THE FINANCIAL STATEMENTS (Cont'd)

For the financial year ended 31 December 2023

12 Investment in associated companies (cont'd)

- d) Summarised financial information for GLH Group and BOSMEC based on its financial statements (adjusted by the Group for equity accounting purpose) and a reconciliation to the carrying amounts of the investments in the consolidated financial statements are as follows:

| | GLH Group | | BOSMEC | |
|---|----------------|----------------|----------------|----------------|
| | 2023 \$'000 | 2022 \$'000 | 2023 \$'000 | 2022 \$'000 |
| <i>Income Statement items:</i> | | | | |
| Revenue | 16,883 | 16,187 | 8,218 | 8,364 |
| (Loss)/Profit after tax | 323 | (253) | 201 | 92 |
| Other comprehensive (loss)/income | (296) | (524) | - | - |
| Total comprehensive income/(loss) | 27 | (777) | 201 | 92 |
| <i>Statement of financial position items:</i> | | | | |
| Non-current assets | 12,660 | 13,503 | 96 | 72 |
| Current assets | 6,362 | 7,209 | 2,331 | 1,718 |
| Non-current liabilities | (2,926) | (1,201) | (991) | (997) |
| Current liabilities | (17,370) | (20,797) | (1,939) | (1,757) |
| Net liabilities | (1,274) | (1,286) | (503) | (964) |
| Group's share on net assets based on proportion of ownership interest | - | - | - | - |
| Goodwill on acquisition | 9,663 | 9,663 | - | - |
| Less: accumulated impairment losses | (9,663) | (9,663) | - | - |
| Carrying amount of investment | - | - | - | - |

During the financial year, the Group has not recognised share of profit of \$70,000 (2022: share of profit of \$32,000) because the Group's cumulative share of losses has exceeded its interest in BOSMEC and the Group has no obligation in respect of these cumulative losses.

- e) Impairment review of investment

During the financial year, the Company performed an impairment review on its investment in GLH Group. The recoverable amount of the investment in GLH Group has been determined based on a value-in-use method using cash flow projections from forecasts approved by management covering a five-year period and taking into consideration of the impact of the current macroeconomic uncertainties and rising interest rate in its determination of value in use and discount rate.

The key assumptions used in the value-in-use calculations were:

Revenue growth rates: 2024 to 2028 average annual growth rate of 17.0% (2022: 2023 to 2027 average annual growth rate of 21.0%)

Pre-tax discount rate: 14.6% (2022: 18.2%)

Terminal growth rate: 1.0% (2022: 1.0%)

The most significant assumption used in the value-in-use calculations is the projected revenue growth rate. Should the actual results vary from management's estimates, the estimated recoverable amount of the investment and the impairment charge would be as follows:

| | Company | |
|---|--|---|
| | Estimated recoverable amount \$'000 | Reversal of impairment charge \$'000 |
| Revenue 1% higher than the management's projections | 491 | 491 |
| Revenue 1% lower than the management's projections | - | - |

NOTES TO THE FINANCIAL STATEMENTS (Cont'd)

For the financial year ended 31 December 2023

13 Deferred tax

Deferred tax assets and liabilities are offset when there is a legally enforceable right to set off current tax assets against current tax liabilities and when the deferred income taxes relate to the same fiscal authority.

The movements in the deferred tax account are as follows:

| | Group | | Company | |
|---|----------------|----------------|----------------|----------------|
| | 2023 \$'000 | 2022 \$'000 | 2023 \$'000 | 2022 \$'000 |
| At 1 January | 782 | 231 | 246 | 163 |
| Tax credited to profit or loss (Note 5) | 274 | 525 | (33) | 83 |
| Exchange difference | (4) | 26 | - | - |
| At 31 December | 1,052 | 782 | 213 | 246 |

Presented on the statements of financial position:

Non-current

| | | | | |
|--------------------------|--------------|-------|------------|-----|
| Deferred tax assets | 1,361 | 1,056 | 213 | 246 |
| Deferred tax liabilities | (309) | (274) | - | - |
| | 1,052 | 782 | 213 | 246 |

The following are the major deferred tax assets/(liabilities) recognised by the Group and the movements thereon, during the financial year.

| Group | Recognition of tax losses \$'000 | Undistributed profits from joint ventures \$'000 | Others \$'000 | Total \$'000 |
|--------------------------------------|--|---|------------------|-----------------|
| 2023 | | | | |
| At 1 January 2023 | 1,077 | (218) | (77) | 782 |
| Credited/(charged) to profit or loss | 309 | - | (35) | 274 |
| Exchange difference | (4) | - | - | (4) |
| At 31 December 2023 | 1,382 | (218) | (112) | 1,052 |
| 2022 | | | | |
| At 1 January 2022 | 470 | (218) | (21) | 231 |
| Credited/(charged) to profit or loss | 581 | - | (56) | 525 |
| Exchange difference | 26 | - | - | 26 |
| At 31 December 2022 | 1,077 | (218) | (77) | 782 |

Unrecognised deductible temporary differences:

| | Group | |
|--|----------------|----------------|
| | 2023 \$'000 | 2022 \$'000 |
| Unutilised tax losses | 27,303 | 25,850 |
| Accelerated tax depreciation | 654 | 760 |
| Other deductible temporary differences | 827 | 2,185 |
| | 28,784 | 28,795 |

Deferred tax assets of \$4,893,000 (2022: \$4,895,000) have not been recognised in respect of the above deductible temporary differences as future profit streams are uncertain. Unutilised tax losses do not have any expiry dates subject to the conditions imposed by law.

NOTES TO THE FINANCIAL STATEMENTS (Cont'd)

For the financial year ended 31 December 2023

14 Intangible assets

| | Goodwill \$'000 | Acquired technology \$'000 | Maintenance contracts \$'000 | Development costs \$'000 | License fee \$'000 | Total \$'000 |
|--|--------------------|----------------------------------|------------------------------------|--------------------------------|--------------------------|-----------------|
| Group Cost | | | | | | |
| At 1 January 2022 | 4,833 | 2,920 | 141 | 5,730 | 40 | 13,664 |
| Additions | - | - | - | 647 | - | 647 |
| Written off | - | - | - | (773) | (40) | (813) |
| At 31 December 2022 | 4,833 | 2,920 | 141 | 5,604 | - | 13,498 |
| Additions | - | - | - | 1,994 | - | 1,994 |
| Written off | - | - | - | (17) | - | (17) |
| At 31 December 2023 | 4,833 | 2,920 | 141 | 7,581 | - | 15,475 |
| Accumulated amortisation | | | | | | |
| At 1 January 2022 | - | 438 | 117 | 1,699 | - | 2,254 |
| Charge for the year | - | - | - | 572 | - | 572 |
| At 31 December 2022 | - | 438 | 117 | 2,271 | - | 2,826 |
| Charge for the year | - | - | - | 567 | - | 567 |
| At 31 December 2023 | - | 438 | 117 | 2,838 | - | 3,393 |
| Accumulated impairment | | | | | | |
| At 1 January 2022 | 4,548 | 2,482 | 24 | 795 | 40 | 7,889 |
| Written off | - | - | - | (688) | (40) | (728) |
| At 31 December 2022 and at 31 December 2023 | 4,548 | 2,482 | 24 | 107 | - | 7,161 |
| Net carrying amount | | | | | | |
| At 31 December 2023 | 285 | - | - | 4,636 | - | 4,921 |
| At 31 December 2022 | 285 | - | - | 3,226 | - | 3,511 |

Impairment test for goodwill

Goodwill acquired in a business combination is allocated to the cash generating units (CGUs) that are expected to benefit from that business combination. The carrying amount of goodwill is allocated as follows:

| | 2023 \$'000 | Group 2022 \$'000 |
|---|----------------|-------------------------|
| <u>Security segment:</u> | | |
| Athena Dynamics Pte Ltd ("ADPL") | 185 | 185 |
| <u>Integration Engineering segment:</u> | | |
| Sea Forrest Engineering Pte Ltd ("SFE") | 100 | 100 |
| | 285 | 285 |

NOTES TO THE FINANCIAL STATEMENTS (Cont'd)

For the financial year ended 31 December 2023

14 Intangible assets (cont'd)

Impairment test for goodwill (cont'd)

Key assumptions used in value-in-use calculation

The recoverable amounts of the CGUs are determined from value-in-use calculations. The key assumptions for the value-in-use calculations are those regarding the discount rates and terminal value growth rate. Management estimates discount rates using pre-tax rates that reflect current market assessments of the time value of money and the risks specific to the CGUs. The growth rates are based on industry growth forecasts. Changes in selling prices and direct costs are based on past performances and expected developments in the market.

The Group's value-in-use calculations used cash flow forecasts derived from the most recent financial budgets approved by management covering a five-year period. These key inputs and assumptions were estimated by management based on prevailing economic and other conditions at the end of the reporting period, including the impact of the current macroeconomic uncertainties and rising interest rates in its determination of value in use and discount rate. The key assumptions applied to the 5-year cash flow projections are as follows:

| | ADPL | SFE |
|----------------------------|-------|-------|
| 2023 | | |
| Terminal value growth rate | 1.0% | 1.5% |
| Pre-tax discount rate | 14.5% | 12.1% |
| | <hr/> | <hr/> |
| 2022 | | |
| Terminal value growth rate | 1.0% | 1.5% |
| Pre-tax discount rate | 15.2% | 11.9% |
| | <hr/> | <hr/> |

Management has considered that a reasonably possible change in the key assumptions will not result in any impairment charge to be recorded.

15 Financial assets at fair value through profit or loss

| | 2023 \$'000 | Group 2022 \$'000 |
|----------------------|----------------|-------------------------|
| Quoted equity shares | 2 | 3 |
| | <hr/> | <hr/> |

16 Loan to an associated company

The loan bears variable interest rate ranging from 7.80% to 8.06% (2022: 4.20% to 7.59%) per annum, unsecured and repayable on demand. The Group has undertaken not to demand repayment of this loan within the next 12 months from the reporting date.

Movement in loan to an associated company is as follows:

| | Group | | Company | |
|---|----------------|----------------|----------------|----------------|
| | 2023 \$'000 | 2022 \$'000 | 2023 \$'000 | 2022 \$'000 |
| Gross amount | 4,000 | 4,000 | 4,000 | 4,000 |
| <u>Shares of results of associate company:</u> | | | | |
| Accumulated share of the associate's loss | (242) | (380) | - | - |
| Accumulated share of other comprehensive income | (241) | (90) | - | - |
| Presented on the statements of financial position | 3,517 | 3,530 | 4,000 | 4,000 |
| | <hr/> | <hr/> | <hr/> | <hr/> |

NOTES TO THE FINANCIAL STATEMENTS (Cont'd)

For the financial year ended 31 December 2023

17 Inventories

| | 2023 \$'000 | Group 2022 \$'000 |
|------------------|----------------|-------------------------|
| Raw material | 4,094 | 4,793 |
| Work in progress | 491 | 994 |
| Finished goods | 26,158 | 27,210 |
| | 30,743 | 32,997 |

Raw materials, consumables and changes in finished goods and work in progress included as cost of sales amounted to \$33,616,000 (2022: \$30,917,000).

18 Contract assets and contract liabilities

The Group receives payments from customers based on a billing schedule as established in contracts. Contract assets relate to the Group's rights to consideration for work completed but not billed at the reporting date. Contract liabilities relate to advance consideration received from customers, billings in excess of revenue recognised to-date and deferred revenue. Contract liabilities are recognised as revenue as (or when) the Group satisfies the performance obligations under its contracts.

The following table provides information about contract assets and contract liabilities from contracts with customers:

| | 2023 \$'000 | Group 2022 \$'000 | 1.1.2022 \$'000 |
|-----------------------------|----------------|-------------------------|--------------------|
| Trade receivables (Note 19) | 16,258 | 14,404 | 10,253 |
| Contract assets | 1,297 | 1,885 | 1,139 |
| Contract liabilities | 4,011 | 3,045 | 3,359 |

Contract assets has decreased due to more billings made before the reporting date as compared to prior year. Contract liabilities has increased due to more contracts in which the Group billed and received consideration ahead of provision of services.

19 Trade receivables

| | 2023 \$'000 | Group 2022 \$'000 |
|--------------------------------|----------------|-------------------------|
| Trade receivables | 16,366 | 17,191 |
| Less: allowance for impairment | (108) | (2,787) |
| | 16,258 | 14,404 |

Movement in allowance for impairment of trade receivables is as follows:

| | | |
|---|------------|--------------|
| At 1 January | 2,787 | 3,931 |
| Reversal during the financial year (Note 6) | (56) | (1,144) |
| Allowance written off during the financial year | (2,623) | - |
| At 31 December | 108 | 2,787 |

Included in trade receivables are amounts of \$166,000 (2022: \$475,000) and \$463,000 (2022: \$400) due from an associated company and a joint venture.

NOTES TO THE FINANCIAL STATEMENTS (Cont'd)

For the financial year ended 31 December 2023

20 Other receivables

| | Group | | Company | |
|--|----------------|----------------|----------------|----------------|
| | 2023 \$'000 | 2022 \$'000 | 2023 \$'000 | 2022 \$'000 |
| Amount due from an associated company | 2,009 | 1,717 | 1,844 | 1,527 |
| Sundry deposits | 274 | 531 | - | - |
| Prepayments | 490 | 343 | 49 | 52 |
| Amounts due from subsidiaries (Note a) | - | - | 3,112 | 4,364 |
| Advance payment to suppliers | 997 | 1,887 | - | - |
| Sundry receivables | 794 | 81 | - | - |
| GST receivable | 34 | 107 | - | - |
| | | | | |
| Less: allowance for impairment | 4,598 | 4,666 | 5,005 | 5,943 |
| - subsidiaries (Note a) | - | - | - | (1,639) |
| - other receivable | - | (10) | - | - |
| | 4,598 | 4,656 | 5,005 | 4,304 |

Movements in allowance for impairment are as follows:

| | Group | | Company | |
|---|----------------|----------------|----------------|----------------|
| | 2023 \$'000 | 2022 \$'000 | 2023 \$'000 | 2022 \$'000 |
| At 1 January | 10 | 10 | 1,639 | 1,629 |
| Allowance made during the financial year | - | - | - | 10 |
| Allowance written off during the financial year | (10) | - | (1,639) | - |
| At 31 December | - | 10 | - | 1,639 |

The amounts due from an associated company is non-trade in nature, unsecured, interest-free and repayable on demand.

Amounts due from subsidiaries

| | Company | |
|----------------------------------|----------------|----------------|
| | 2023 \$'000 | 2022 \$'000 |
| Interest-free advances | 736 | 2,324 |
| Loans at variable interest rates | 2,376 | 2,040 |
| | 3,112 | 4,364 |
| Less: allowance for impairment | - | (1,639) |
| | 3,112 | 2,725 |

The amounts due from subsidiaries are non-trade in nature, unsecured and repayable on demand. Loans to subsidiaries are at interest rates ranging from 4.00% to 4.99% (2022: 3.35% to 4.06%) per annum based on the average cost of funds incurred by the Group. During the year, the Company waived interest charges on principal loans amount of \$nil (2022: \$2,302,000).

21 Cash and cash equivalents

| | Group | | Company | |
|--------------------------|----------------|----------------|----------------|----------------|
| | 2023 \$'000 | 2022 \$'000 | 2023 \$'000 | 2022 \$'000 |
| Cash at bank and on hand | 5,305 | 5,736 | 325 | 265 |
| Fixed deposits | - | 1 | - | - |
| | 5,305 | 5,737 | 325 | 265 |

For the purpose of presenting the consolidated statement of cash flows, cash and cash equivalents comprise the following at the end of the reporting period:

NOTES TO THE FINANCIAL STATEMENTS (Cont'd)

For the financial year ended 31 December 2023

21 Cash and cash equivalents (cont'd)

| | Group | |
|------------------------------|----------------|----------------|
| | 2023 \$'000 | 2022 \$'000 |
| Cash and short-term deposits | 5,305 | 5,737 |
| Cash restricted in use | (200) | (200) |
| Fixed deposits (pledged) | - | (1) |
| Cash and cash equivalents | <u>5,105</u> | <u>5,536</u> |

In previous financial year, fixed deposits of \$1,000 were pledged to banks to cover bankers' letter of guarantees, credit facilities and bank overdraft. The interest rates of fixed deposits at 31 December 2022 were 0.25% to 0.45% per annum.

22 Borrowings

| | Group | | Company | |
|---------------------------------|----------------|----------------|----------------|----------------|
| | 2023 \$'000 | 2022 \$'000 | 2023 \$'000 | 2022 \$'000 |
| Term loan (secured) | 267 | 1,067 | 267 | 1,067 |
| Term loans (unsecured) | 2,687 | 3,722 | - | - |
| Working capital loans (secured) | 5,000 | 3,500 | - | - |
| Total borrowings | <u>7,954</u> | <u>8,289</u> | <u>267</u> | <u>1,067</u> |

Presented on the statements of financial position:

| | | | | |
|-------------|--------------|--------------|------------|--------------|
| Non-current | 1,577 | 2,905 | - | 267 |
| Current | 6,377 | 5,384 | 267 | 800 |
| | <u>7,954</u> | <u>8,289</u> | <u>267</u> | <u>1,067</u> |

The secured term loan is pledged by legal mortgage of the Group's leasehold property and extension, addition and alteration works (Note 9), corporate guarantee from its associated companies, GL Lighting Holding Pte. Ltd. and Arco Illumination Pte. Ltd., fixed charge over the shares of GL Lighting Holding Pte. Ltd. and debenture over Arco Illumination Pte. Ltd.

The unsecured term loans are covered by a corporate guarantee from the Company.

The working capital loans are secured by legal mortgage of the Group's leasehold property and extension, addition and alteration works (Note 9) and covered by a corporate guarantee from the Company.

Interest rates at the end of the reporting period were as follows:

Term loan (secured) - Variable rates ranging from 6.59% to 7.06% (2022: 3.19% to 6.59%) per annum.

Term loans (unsecured) - Fixed rate of 2.5% (2022: 2.5%) per annum.

Working capital loans - Variable rates ranging from 4.87% to 5.66% (2022: 1.61% to 5.45%) per annum.

The secured term loan and working capital loans are floating rate instruments that are repriced to market interest rates on or near the end of the reporting period. Accordingly, the fair values of these floating rate borrowings approximate their carrying amounts at the end of the reporting period. This fair value measurement for disclosures purposes is categorised in Level 2 of the fair value hierarchy.

The fair values of the unsecured term loans at the end of the reporting period approximate its carrying value as there are no significant changes in the market lending interest rates available to the Group at the end of the reporting period.

NOTES TO THE FINANCIAL STATEMENTS (Cont'd)

For the financial year ended 31 December 2023

22 Borrowings (cont'd)

Reconciliation of movements of liabilities to cash flows arising from financing activities:

| | Borrowings | Lease liabilities (Note 23) | Amount due to ultimate holding company (Note 24) | Total |
|--|--------------|--------------------------------|---|---------------|
| | \$'000 | \$'000 | \$'000 | \$'000 |
| Balance at 1 January 2023 | 8,289 | 8,215 | 295 | 16,799 |
| Changes from financing cash flows: | | | | |
| - Drawdown | 3,000 | - | - | 3,000 |
| - Repayment | (1,835) | (501) | - | (2,336) |
| - Net repayment of short term borrowings | (1,500) | - | - | (1,500) |
| - Interest paid | (305) | (348) | - | (653) |
| Non-cash changes: | | | | |
| - Interest expense | 305 | 348 | - | 653 |
| - New lease | - | 325 | - | 325 |
| - Currency translation differences | - | (8) | - | (8) |
| - Others | - | - | (23) | (23) |
| Balance at 31 December 2023 | 7,954 | 8,031 | 272 | 16,257 |
| Balance at 1 January 2022 | 7,646 | 8,651 | 327 | 16,624 |
| Changes from financing cash flows: | | | | |
| - Drawdown | 3,000 | - | - | 3,000 |
| - Repayment | (1,857) | (760) | (32) | (2,649) |
| - Net repayment of short term borrowings | (500) | - | - | (500) |
| - Interest paid | (240) | (379) | - | (619) |
| Non-cash changes: | | | | |
| - Interest expense | 240 | 379 | - | 619 |
| - New lease | - | 930 | - | 930 |
| - Early termination | - | (622) | - | (622) |
| - Currency translation differences | - | 16 | - | 16 |
| Balance at 31 December 2022 | 8,289 | 8,215 | 295 | 16,799 |

23 Lease liabilities

| | Group | |
|-------------|----------------|----------------|
| | 2023 \$'000 | 2022 \$'000 |
| Current | 374 | 330 |
| Non-current | 7,657 | 7,885 |
| | 8,031 | 8,215 |

NOTES TO THE FINANCIAL STATEMENTS (Cont'd)

For the financial year ended 31 December 2023

24 Other payables and accruals

| | Group | | Company | |
|--|----------------|----------------|----------------|----------------|
| | 2023 \$'000 | 2022 \$'000 | 2023 \$'000 | 2022 \$'000 |
| Amount due to ultimate holding company | 272 | 295 | 272 | 295 |
| Accrued operating expenses | 2,748 | 3,722 | 838 | 765 |
| Accrual for directors' fees | | | | |
| - directors of the Company | 305 | 300 | 305 | 300 |
| - directors of subsidiaries | 100 | 100 | - | - |
| Amounts due to subsidiaries | - | - | 6,728 | 8,899 |
| Other creditors | 693 | 581 | 39 | 29 |
| GST payable | 85 | 43 | 48 | 38 |
| | 4,203 | 5,041 | 8,230 | 10,326 |

The amounts due to ultimate holding company and subsidiaries are non-trade in nature, unsecured and repayable on demand, except for an amount of \$6,647,000 (2022: \$8,261,000) due to a subsidiary which bears interest rates ranging from 4.50% to 4.99% (2022: 3.35% to 4.06%) per annum during the financial year, based on the average cost of funds incurred by the Group.

25 Provisions

| | Group | |
|------------------------|----------------|----------------|
| | 2023 \$'000 | 2022 \$'000 |
| Provision for warranty | 83 | 31 |

The provision for warranty relates mainly to goods sold during the year. The Group gives 12 months warranties on certain products and undertakes to repair or replace items that fail to perform satisfactorily. A provision is recognised at the end of the reporting period for expected warranty claims determined based on current sales levels, and past experience of the level of repairs and returns.

Movement in provision for warranty is as follows:

| | Group | |
|---|----------------|----------------|
| | 2023 \$'000 | 2022 \$'000 |
| At 1 January | 31 | 102 |
| Additional during the year | 87 | 111 |
| Reversal of provision during the financial year | (35) | (182) |
| At 31 December | 83 | 31 |

26 Share capital

| | Group and Company | | | |
|---|---------------------------------------|-------------------------------------|---------------------------------------|-------------------------------------|
| | 2023 | | 2022 | |
| | Number of issued shares '000 | Total share capital \$'000 | Number of issued shares '000 | Total share capital \$'000 |
| Issued and fully paid capital | | | | |
| Balance at 1 January and 31 December 2023 | 300,000 | 58,535 | 300,000 | 58,535 |

The holders of ordinary shares are entitled to receive dividends as and when declared by the Company. All ordinary shares carry one vote per share without restriction. The ordinary shares have no par value.

NOTES TO THE FINANCIAL STATEMENTS (Cont'd)

For the financial year ended 31 December 2023

27 Dividend

| | 2023 | Group | 2022 |
|--|---------------|--------------|---------------|
| | \$'000 | | \$'000 |
| Tax-exempt one tier final dividend of 0.5 (2022: 0.5) cents per share paid in respect of the previous financial year | 1,500 | | 1,500 |

Subsequent to the end of the financial year, the Directors of the Company recommended that a tax-exempt one tier final dividend of 0.7 cents per ordinary share totalling of \$2.1 million be paid for the financial year ended 31 December 2023. The dividend is subject to approval by shareholders at the forthcoming Annual General Meeting and hence the proposed dividend has not been accrued as a liability for the current financial year.

28 Capital reserves

The capital reserves relate to excess of consideration paid over net assets attributable to non-controlling interests in subsidiaries acquired.

29 Commitment

a) Capital commitment

Capital commitments not provided for in the financial statements:

| | 2023 | Group | 2022 |
|--|---------------|--------------|---------------|
| | \$'000 | | \$'000 |
| Capital commitment in respect of property, plant and equipment | 540 | | 438 |

b) Contingent liabilities

| | 2023 | Company | 2022 |
|---|---------------|----------------|---------------|
| | \$'000 | | \$'000 |
| Corporate guarantees for financing facilities granted by financial institutions to: | | | |
| - Subsidiaries | 23,700 | | 23,700 |
| Corporate guarantees for financing facilities utilised: | | | |
| - Subsidiaries | 7,687 | | 7,222 |

The Company has issued corporate guarantees to financial institutions for financing facilities granted to its subsidiaries. These guarantees are financial guarantee contracts as they require the Company to reimburse the financial institutions if the subsidiaries default on their payments to the financial institutions or otherwise breach any covenants (Note 31(c)).

NOTES TO THE FINANCIAL STATEMENTS (Cont'd)

For the financial year ended 31 December 2023

30 Related party transactions

In addition to information disclosed elsewhere in the financial statements, the following transactions took place between the Group and related parties, who are not members of the Group during the financial year on terms agreed by the parties concerned:

| | 2023 \$'000 | Group | 2022 \$'000 |
|--|----------------|-------|----------------|
| <u>With jointly controlled entities</u> | | | |
| Dividend income | 378 | | 391 |
| Sales of goods | 972 | | 343 |
| Purchase of goods | 69 | | - |
| | <hr/> | | <hr/> |
| <u>With associated companies</u> | | | |
| Sales of goods | 1,955 | | 2,732 |
| Management fee income | 36 | | 29 |
| Purchase of goods | 4,093 | | 3,698 |
| Interest income | 288 | | 272 |
| | <hr/> | | <hr/> |

31 Financial instruments

Categories of financial instruments

Financial instruments at the end of the reporting period are as follows:

| | Group | | Company | |
|--|----------------|----------------|----------------|----------------|
| | 2023 \$'000 | 2022 \$'000 | 2023 \$'000 | 2022 \$'000 |
| <i>Financial assets</i> | | | | |
| Financial assets at amortised cost | 28,158 | 25,990 | 9,281 | 8,517 |
| | <hr/> | | <hr/> | |
| Financial assets, at fair value through profit or loss | 2 | 3 | - | - |
| | <hr/> | | <hr/> | |
| <i>Financial liabilities</i> | | | | |
| At amortised cost | 24,895 | 28,049 | 8,361 | 11,277 |
| | <hr/> | | <hr/> | |

Financial risk management

The Group's activities expose it to market risk (including foreign exchange risk, interest rate risk and commodity price risk), liquidity risk and credit risk. The Group's overall financial risk management strategy seeks to minimise adverse effects from the unpredictability of financial markets on the Group's financial performance.

The Board of Directors provides written principles for overall financial risk management and written policies covering the specific areas above. Such written policies are reviewed periodically by the Board of Directors.

There has been no significant change to the Group's exposure to these financial risks or the manner in which it manages and measures financial risk. Market risk and credit risk exposures are measured using sensitivity analysis indicated below.

a) Market risk

Foreign exchange risk

Foreign currency risk arises on certain sales and purchases transactions that are denominated in currencies other than the respective functional currencies of entities in the Group. The currencies that give rise to this risk are primarily United States Dollar and Euro.

NOTES TO THE FINANCIAL STATEMENTS (Cont'd)

For the financial year ended 31 December 2023

31 Financial instruments (cont'd)

Financial risk management (cont'd)

a) Market risk (cont'd)

Foreign exchange risk (cont'd)

The Group's foreign currency exposures are as follows:

| | USD \$'000 | EUR \$'000 | Others \$'000 |
|------------------------------|---------------------|-------------------|---------------------|
| At 31 December 2023 | | | |
| <u>Financial assets</u> | | | |
| Cash and cash equivalents | 679 | 30 | 97 |
| Trade and other receivables | 4,481 | 214 | 22 |
| | <u>5,160</u> | <u>244</u> | <u>119</u> |
| <u>Financial liabilities</u> | | | |
| Trade and other payables | (2,908) | (159) | (269) |
| Net exposure | <u>2,252</u> | <u>85</u> | <u>(150)</u> |
| At 31 December 2022 | | | |
| <u>Financial assets</u> | | | |
| Cash and cash equivalents | 1,533 | 47 | 249 |
| Trade and other receivables | 8,768 | 54 | 42 |
| | <u>10,301</u> | <u>101</u> | <u>291</u> |
| <u>Financial liabilities</u> | | | |
| Trade and other payables | (7,221) | 29 | (240) |
| Net exposure | <u>3,080</u> | <u>130</u> | <u>51</u> |

The following table demonstrates the sensitivity to a reasonably possible change in the USD exchange rates against the functional currency of the Group's entities, with all other variables held constant, of the Group's profit after tax:

| | Group Increase/(decrease) in profit after tax | |
|-------------------|--|------------------------|
| | 2023 \$'000 | 2022 \$'000 |
| USD/SGD | | |
| - strengthened 5% | 94 | 128 |
| - weakened 5% | (94) | (128) |

The Company's business operations are not exposed to significant foreign currency risk as it has no significant transactions denominated in foreign currencies.

Interest rate risk

The Group's exposure to the risk of changes in interest rates arise mainly from the Group's borrowings. Interest expense from borrowings arises from term loan (secured) and working capital loans (Note 22).

The Company's exposure to interest rate risk is minimal as the impact of interest rate fluctuations on loans to subsidiaries (Note 20(a)), term loan (Note 22) and amounts due to subsidiaries (Note 24) are insignificant.

Sensitivity analysis of the Group's and Company's interest rate risk exposures are not presented as the impact of an increase/decrease of 50 basis points in interest rates are not expected to be significant.

NOTES TO THE FINANCIAL STATEMENTS (Cont'd)

For the financial year ended 31 December 2023

31 Financial instruments (cont'd)

Financial risk management (cont'd)

b) Liquidity risk

Liquidity risk is the risk that the Group will encounter difficulty in meeting financial obligations due to shortage of funds. The Group's exposure to liquidity risk arises primarily from mismatches of the maturities of financial assets and liabilities. The Group manages the liquidity risk by maintaining sufficient cash to enable them to meet their normal operating commitments and having an adequate amount of committed credit facilities (Note 22).

The table below summarises the maturity profile of the Group's and Company's non-derivative financial liabilities at the end of the reporting period based on contractual undiscounted repayment obligations.

| | 1 year or less \$'000 | 1 to 5 year \$'000 | More than 5 years \$'000 | Total \$'000 |
|---|-----------------------------|--------------------------|--------------------------------|-----------------|
| Group | | | | |
| 2023 | | | | |
| Trade and other payables | 8,910 | – | – | 8,910 |
| Borrowings | 6,699 | 1,610 | – | 8,309 |
| Lease liabilities | 702 | 2,455 | 8,741 | 11,898 |
| | 16,311 | 4,065 | 8,741 | 29,117 |
| 2022 | | | | |
| Trade and other payables | 11,552 | – | – | 11,552 |
| Borrowings | 5,637 | 2,988 | – | 8,625 |
| Lease liabilities | 814 | 2,421 | 9,065 | 12,300 |
| | 18,003 | 5,409 | 9,065 | 32,477 |
| Company | | | | |
| 2023 | | | | |
| Trade and other payables | 8,095 | – | – | 8,095 |
| Borrowings | 270 | – | – | 270 |
| Financial guarantee contracts (Note 29) | 7,687 | – | – | 7,687 |
| | 16,052 | – | – | 16,052 |
| 2022 | | | | |
| Trade and other payables | 10,210 | – | – | 10,210 |
| Borrowings | 800 | 267 | – | 1,067 |
| Financial guarantee contracts (Note 29) | 7,222 | – | – | 7,222 |
| | 18,232 | 267 | – | 18,499 |

c) Credit risk

Credit risk refers to the risk that a counterparty will default on its contractual obligations resulting in financial loss to the Group. For trade receivables, the Group adopts the policy of dealing only with customers of appropriate credit history and obtaining sufficient security where appropriate to mitigate credit risk.

Credit exposure to an individual counterparty is restricted by credit limits that are approved by the Group Finance department based on ongoing credit evaluation. The counterparty's payment profile and credit exposure are continuously monitored at the entity level by the Group Finance department.

The Group's 3 (2022: 3) largest trade receivables amounted to \$3,545,000 (2022: \$4,090,000) and this represented 22% (2022: 28%) of the carrying amounts of trade receivables and of which one major corporate customer represented 9% (2022: 13%) of the carrying amounts of trade receivables.

The Group and the Company have no significant concentration of credit risk except for amount due from an associated company of the Group and the Company and amounts due from subsidiaries of the Company as disclosed in Notes 16 and 20 respectively.

NOTES TO THE FINANCIAL STATEMENTS (Cont'd)

For the financial year ended 31 December 2023

31 Financial instruments (cont'd)

Financial risk management (cont'd)

c) Credit risk (cont'd)

As the Group and Company do not hold any collateral, the maximum exposure to credit risk is the carrying amount of each class of financial instruments presented on the statements of financial position and the amount of \$7,687,000 (2022: \$7,222,000) relating to corporate guarantees given by the Company to financial institutions for the subsidiaries' borrowings.

The following sets out the Group's internal credit evaluation practices and basis for recognition and measurement of expected credit losses ("ECL"):

| Description of evaluation of financial assets | Basis for recognition and measurement of ECL |
|--|--|
| Counterparty has a low risk of default and does not have any past due amounts | 12-month ECL |
| Debts that are less than 360 days past due or where there has been a significant increase in credit risk since initial recognition. The presumption of significant increase in credit risk after 30 days past due is not suitable for application in the industries that the Group operates in | Lifetime ECL - not credit-impaired |
| Debts that are more than 360 days past due or there is evidence of credit impairment | Lifetime ECL - credit-impaired |
| There is evidence indicating that the Group has no reasonable expectation of recovery of payments such as when the debtor has been placed under liquidation or has entered into bankruptcy proceedings | Write-off |

Significant increase in credit risk

In assessing whether the credit risk on a financial asset has increased significantly since initial recognition, the Group compares the risk of a default occurring on the financial asset as at the reporting date with the risk of a default occurring on the financial asset as at the date of initial recognition. In making this assessment, the Group considers both quantitative and qualitative information that is reasonable and supportable, including historical experience and forward-looking information, such as future economic and industry outlook, that is available without undue cost or effort.

In particular, the Group considers the following information when assessing whether credit risk has increased significantly since initial recognition:

- Existing or forecast adverse changes in business, financial or economic conditions that are expected to cause a significant decrease in the debtor's ability to meet its debt obligations;
- An actual or expected significant deterioration in the operating results/key financial performance ratios of the debtor;
- Significant increases in credit risk on other financial instruments of the same debtor;
- An actual or expected significant adverse change in the regulatory, economic, or technological environment of the debtor that results in a significant decrease in the debtor's ability to meet its debt obligations.

The Group regularly monitors the effectiveness of the criteria used to identify whether there has been a significant increase in credit risk and revises them as appropriate to ensure that the criteria are capable of identifying significant increase in credit risk before the amount becomes past due.

The Group also assumes that the credit risk on a financial instrument has not increased significantly since initial recognition if the financial asset is determined to have low credit risk at the reporting date. A financial instrument is determined to have low credit risk if it has an internal or external credit rating of "investment grade" as per globally understood definition, or the financial asset has a low risk of default; the borrower has a strong capacity to meet its contractual cash flow obligations in the near term; and adverse changes in economic and business conditions in the longer term may, but will not necessarily, reduce the ability of the borrower to fulfil its contractual cash flow obligations.

NOTES TO THE FINANCIAL STATEMENTS (Cont'd)

For the financial year ended 31 December 2023

31 Financial instruments (cont'd)

Financial risk management (cont'd)

c) Credit risk (cont'd)

Definition of default

The Group considers the following as constituting an event of default for internal credit risk management purposes as historical experience indicates that receivables that meet either of the following criteria are generally not recoverable.

- When there is a breach of financial covenants by the counterparty; or
- Information developed internally or obtained from external sources indicates that the debtor is unlikely to pay its creditors, including the Group, in full (without taking into account any collaterals held by the Group).

Irrespective of the above analysis, the Group considers that default has occurred when a financial asset is more than 360 days past due unless the Group has reasonable and supportable information to demonstrate that a more lagging default criterion is more appropriate.

Credit-impaired financial assets

A financial asset is credit-impaired when one or more events that have a detrimental impact on the estimated future cash flows of that financial asset have occurred such as evidence that the borrower is in significant financial difficulty, there is a breach of contract such as default or past due event; there is information that it is becoming probable that the borrower will enter bankruptcy or other financial reorganisation; the disappearance of an active market for that financial asset because of financial difficulties; or the purchase or origination of a financial asset at a deep discount that reflects the incurred credit losses.

Estimation techniques and significant assumptions

There has been no change in the estimation techniques or significant assumptions made during the current financial year for recognition and measurement of credit loss allowance.

Movements in credit loss allowance are as follows:

| | Trade receivables | | Other receivables | |
|--|-------------------|----------------|-------------------|----------------|
| | 2023 \$'000 | 2022 \$'000 | 2023 \$'000 | 2022 \$'000 |
| Group | | | | |
| Balance at 1 January | 2,787 | 3,931 | 10 | 10 |
| Loss allowance (reversed)/measured | | | | |
| Lifetime ECL | | | | |
| - simplified approach | (45) | 53 | - | - |
| - credit impaired | (11) | (1,197) | - | - |
| Receivables written off as uncollectable | (2,623) | - | (10) | - |
| Balance at 31 December | 108 | 2,787 | - | 10 |

| | Amounts due from subsidiaries | |
|--|-------------------------------|----------------|
| | 2023 \$'000 | 2022 \$'000 |
| Company | | |
| Balance at 1 January | 1,639 | 1,629 |
| Loss allowance measured: | | |
| Lifetime ECL - credit-impaired | - | 10 |
| Receivables written off as uncollectable | (1,639) | - |
| Balance at 31 December | - | 1,639 |

The credit loss for cash and cash equivalents, contract assets and other receivables are immaterial as at 31 December 2023 and 31 December 2022.

NOTES TO THE FINANCIAL STATEMENTS (Cont'd)

For the financial year ended 31 December 2023

31 Financial instruments (cont'd)

Financial risk management (cont'd)

c) Credit risk (cont'd)

Trade receivables

The Group determines the ECL of trade receivables by making a full allowance for debtors regarded as credit-impaired where one or more credit impairment events have occurred and using a provision matrix for remaining trade receivables.

The contract assets relate to unbilled work-in-progress, which have substantially the same risk characteristics as the trade receivables for the same type of contracts. The Group has therefore concluded that the expected loss rates for trade receivables are a reasonable approximation of the loss rates for the contract assets. Trade receivables and contract assets that shared the same credit risk characteristics and days past due are grouped together in measuring the expected credit losses.

Age brackets of 'not past due' and 'past due 0 to 360 days' were used as it is common for invoices to be repaid anytime within the credit term up to 360 days past due from invoice date in the offshore and marine industry. Receivables past due for more than 360 days were deemed to be credit-impaired. Management does not expect any significant improvement or deterioration in market conditions in the near future.

The Group estimates the expected credit loss rates for each category of past due status of the debtors based on historical credit loss experience, adjusted as appropriate to reflect current conditions and forecasts of future economic conditions with consideration of the current macroeconomic conditions on the ability of the customers to settle the receivables.

There has been no change in the estimation techniques or significant assumptions made during the current financial year.

The Group has recognised a loss allowance of 100% against all trade receivables over 360 days past due because historical experience has indicated that these receivables are generally not recoverable. A trade receivable is written off when there is information indicating that there is no realistic prospect of recovery from the debtor.

No credit loss allowance is required on the amount past due for 360 days for Integration Engineering as the trade receivables are guaranteed by subsidiaries' director under the sale and purchase agreement in relation to the acquisition of Sea Forrest Engineering Pte Ltd.

NOTES TO THE FINANCIAL STATEMENTS (Cont'd)

For the financial year ended 31 December 2023

31 Financial instruments (cont'd)

Financial risk management (cont'd)

c) Credit risk (cont'd)

Trade receivables

The Group's credit risk exposure in relation to trade receivables under SFRS(I) 9 as at 31 December 2023 and 31 December 2022 are set out in the provision matrix below:

| | Not past due | Past due 0 to 360 days | Past due 360 days | Credit-impaired | Total |
|--|--------------|------------------------|-------------------|-----------------|---------------|
| 2023 | | | | | |
| <i>Electrical and Technical Supply</i> | | | | | |
| Expected loss rate | 0.00% | 0.18% | 0.00% | 100.00% | |
| Gross receivables (\$'000) | 14 | 11,777 | - | 87 | 11,878 |
| Loss allowance (\$'000) | - | 21 | - | 87 | 108 |
| <i>Security</i> | | | | | |
| Expected loss rate | 0.00% | 0.00% | 0.00% | 0.00% | |
| Gross receivables (\$'000) | 1,286 | 227 | 69 | - | 1,582 |
| Loss allowance (\$'000) | - | - | - | - | - |
| <i>Integration Engineering</i> | | | | | |
| Expected loss rate | 0.00% | 0.00% | 0.00% | 0.00% | |
| Gross receivables (\$'000) | 652 | 1,853 | 401 | - | 2,906 |
| Loss allowance (\$'000) | - | - | - | - | - |
| Total gross receivables (\$'000) | 1,952 | 13,857 | 470 | 87 | 16,366 |
| Total loss allowance (\$'000) | - | 21 | - | 87 | 108 |
| Net carrying amount (\$'000) | 1,952 | 13,836 | 470 | - | 16,258 |
| 2022 | | | | | |
| <i>Electrical and Technical Supply</i> | | | | | |
| Expected loss rate | 0.30% | 1.13% | 0% | 100% | |
| Gross receivables (\$'000) | 3,695 | 4,857 | 1 | 2,720 | 11,273 |
| Loss allowance (\$'000) | 12 | 55 | - | 2,720 | 2,787 |
| <i>Security</i> | | | | | |
| Expected loss rate | 0% | 0% | 0% | 0% | |
| Gross receivables (\$'000) | 2,716 | 292 | - | - | 3,008 |
| Loss allowance (\$'000) | - | - | - | - | - |
| <i>Integration Engineering</i> | | | | | |
| Expected loss rate | 0% | 0% | 0% | 0% | |
| Gross receivables (\$'000) | 602 | 1,994 | 314 | - | 2,910 |
| Loss allowance (\$'000) | - | - | - | - | - |
| Total gross receivables (\$'000) | 7,013 | 7,143 | 315 | 2,720 | 17,191 |
| Total loss allowance (\$'000) | (12) | (55) | - | (2,720) | (2,787) |
| Net carrying amount (\$'000) | 7,001 | 7,088 | 315 | - | 14,404 |

NOTES TO THE FINANCIAL STATEMENTS (Cont'd)

For the financial year ended 31 December 2023

31 Financial instruments (cont'd)

Financial risk management (cont'd)

c) Credit risk (cont'd)

Other financial assets at amortised cost

The table below details the credit quality of the Group and Company's financial assets (other than trade receivables and contract assets):

| | 12-month or lifetime ECL | Gross carrying amount | Loss allowance | Net carrying amount |
|---|-----------------------------|-----------------------------|-------------------|---------------------------|
| | | \$'000 | \$'000 | \$'000 |
| Group | | | | |
| 2023 | | | | |
| Cash and cash equivalents with financial institutions | N.A. Exposure Limited | 5,305 | - | 5,305 |
| Loan to an associated company | Lifetime ECL | 3,517 | - | 3,517 |
| Due from an associated company | Lifetime ECL | 2,009 | - | 2,009 |
| Other receivables | 12-months ECL | 1,068 | - | 1,068 |
| 2022 | | | | |
| Cash and cash equivalents with financial institutions | N.A. Exposure Limited | 5,737 | - | 5,737 |
| Loan to an associated company | Lifetime ECL | 3,530 | - | 3,530 |
| Due from an associated company | Lifetime ECL | 1,717 | - | 1,717 |
| Other receivables | 12-months ECL | 612 | (10) | 602 |
| Company | | | | |
| 2023 | | | | |
| Due from subsidiaries | Lifetime ECL | 3,112 | - | 3,112 |
| Cash and cash equivalents with financial institutions | N.A. Exposure Limited | 325 | - | 325 |
| Loan to an associated company | Lifetime ECL | 4,000 | - | 4,000 |
| Due from an associated company | Lifetime ECL | 1,844 | - | 1,844 |
| 2022 | | | | |
| Due from subsidiaries | Lifetime ECL | 4,364 | (1,639) | 2,725 |
| Cash and cash equivalents with financial institutions | N.A. Exposure Limited | 265 | - | 265 |
| Loan to an associated company | Lifetime ECL | 4,000 | - | 4,000 |
| Due from an associated company | Lifetime ECL | 1,527 | - | 1,527 |

Amount due from and loan to an associated company

For the amounts due from and loan to an associated company where impairment loss allowance is measured using lifetime ECL, the Group and the Company assessed the latest performance and financial position of the associated company, adjusted for the future outlook of the industry in which the associated company operates in, and concluded that there has been significant increase in the credit risk since the initial recognition of the financial assets. Accordingly, the Group and the Company measured the impairment loss allowance using lifetime ECL.

Financial guarantees

The Company has issued financial guarantees to financial institutions for borrowings of its subsidiaries. These guarantees are subject to the impairment requirements of SFRS(I) 9. The directors do not expect credit loss exposure arising from these guarantees in view of the financial strength of the subsidiaries and that certain borrowings were secured by legal mortgage of one of its subsidiary's leasehold properties.

NOTES TO THE FINANCIAL STATEMENTS (Cont'd)

For the financial year ended 31 December 2023

32 Fair value of assets and liabilities

a) Fair value hierarchy

The tables below analyse the fair value measurements by the levels in the fair value hierarchy based on the inputs to the valuation techniques. The different levels are defined as follows:

- i) Level 1 - quoted prices (unadjusted) in active markets for identical assets or liabilities;
- ii) Level 2 - inputs other than quoted prices included within Level 1 that are observable for the asset or liability, either directly or indirectly (i.e. derived from prices); and
- iii) Level 3 - inputs for the asset or liability that are not based on observable market data (unobservable inputs).

b) Fair value measurements of assets and liabilities that are measured at fair value

The following table presents the level of fair value hierarchy for each class of assets and liabilities measured at fair value on the statements of financial position at the end of the reporting period:

| Group | Level 1 \$'000 | Level 2 \$'000 | Level 3 \$'000 | Total \$'000 |
|--|-------------------|-------------------|-------------------|-----------------|
| 2023 | | | | |
| <i>Recurring fair value measurements</i> | | | | |
| Financial assets | | | | |
| Financial assets, at fair value through profit or loss | | | | |
| - quoted equity shares | 2 | - | - | 2 |
| <hr/> | | | | |
| 2022 | | | | |
| <i>Recurring fair value measurements</i> | | | | |
| Financial assets | | | | |
| Financial assets, at fair value through profit or loss | | | | |
| - quoted equity shares | 3 | - | - | 3 |
| <hr/> | | | | |

The fair value of the quoted equity shares is based on quoted market prices at the end of the reporting period.

c) Assets not carried at fair value but for which fair value is disclosed

The fair values of the leasehold properties and extension, addition and alteration works for disclosure purposes are categorised within Level 3 of the fair value hierarchy.

The fair values of the Group's leasehold properties and extension, addition and alteration works were determined based on desktop valuations performed by independent professional valuer, having appropriate professional qualifications and experience in the location and category of property being valued at the end of the reporting period, using the comparable sales method as primary method for valuation and used income method as a counter check to the valuation analysis.

Based on the comparable sales method, comparison was made to recent sales transactions of similar properties, preferably in the vicinity. Appropriate adjustments are made for differences in location, age, tenure, area, design and layout, condition, standard of finishes, date of transaction and the prevailing economic conditions affecting the property market, among others, affecting its value. Any significant changes to the adjustments made to market value for differences in location or condition would result in higher or lower fair value measurement. These estimated fair values may differ significantly from the prices at which these properties can be sold due to actual negotiations between willing buyers and sellers as well as changes in assumptions and conditions arising from the current macroeconomic conditions, in particular rising interest rates and other unforeseen events. Consequently, the actual results and the realisation of these properties could differ significantly from these estimates.

For income method, the estimated annual rent of the property is capitalised over the remaining term of the lease at an appropriate rate, after deducting the property tax payable and other outgoings to arrive at the capital value of property. A higher average rental per square foot will result in a higher fair value measurement. A higher average expenses per square foot or capitalisation rate will result in a lower fair value measurement.

NOTES TO THE FINANCIAL STATEMENTS (Cont'd)

For the financial year ended 31 December 2023

32 Fair value of assets and liabilities (cont'd)

d) Fair value of financial instruments by classes that are not carried at fair value and those carrying amounts are reasonable approximation of fair value

The carrying amounts of non-current loan to an associated company and non-current borrowings approximate their fair values at the end of the reporting period either they are floating rate instrument that are re-price to market interest rates on or near the end of the reporting period or the market lending rates at the end of the reporting period were not significantly different from either their respective coupon rates of the agreements or market lending rate at the initial measurement date. The basis of determining fair value disclosure purposes at the end of the reporting period are disclosed in Note 22.

The above does not include financial assets and financial liabilities whose carrying amounts measured on the amortised cost basis approximate their fair values due to their short-term nature and where the effect of discounting is immaterial.

33 Segment information

For management purpose, the Group is organised into business segments, with each segment representing a strategic business segment that offers different products/services. The Group has four main business segments, Electrical and Technical Supply, Green LED Lighting, Security and Integration Engineering Segments.

Electrical and Technical supply segment comprises trading in goods for marine cables, lighting equipment and accessories. Security segment comprises the business from cybersecurity solutions, marine surveillance systems and thermal scanners. Integration Engineering segment comprises the business from engineering services. Green LED Lighting segment comprises business from design and manufacturing of technological advanced and innovative Green LED solutions.

The following tables present revenue, segment results, assets and liabilities, depreciation, other significant non-cash items and capital expenditure information for the Group.

| | Electrical and Technical Supply \$'000 | Green LED Lighting \$'000 | Security \$'000 | Integration Engineering \$'000 | Corporate \$'000 | Elimi- nations \$'000 | Total \$'000 |
|---|--|------------------------------------|--------------------|--------------------------------------|---------------------|-----------------------------|-----------------|
| 2023 | | | | | | | |
| Segment revenue: | | | | | | | |
| Sales to external customers | 43,832 | - | 8,553 | 6,769 | - | - | 59,154 |
| Intersegment sales | 522 | - | 1,114 | 88 | - | (1,724) | - |
| Total revenue | 44,354 | - | 9,667 | 6,857 | - | (1,724) | 59,154 |
| Segment results | 11,146 | - | (2,227) | (2,098) | (3,936) | - | 2,885 |
| Share of profit/(loss) from equity - accounted joint venture and associates | 615 | 115 | - | - | - | - | 730 |
| Profit before tax | | | | | | | 3,615 |
| Income tax expense | | | | | | | (947) |
| Profit after tax | | | | | | | 2,668 |
| Depreciation and amortisation | 1,134 | - | 487 | 171 | - | 385 | 2,177 |
| Interest income | 9 | - | 1 | - | 278 | - | 288 |
| Finance cost | 585 | - | 23 | - | 45 | - | 653 |
| Other significant non-cash items | (528) | - | 558 | 1,494 | - | - | 1,524 |
| Segment assets | 52,857 | - | 15,240 | 12,220 | 6,684 | - | 87,001 |
| Unallocated assets | | | | | | | 1,361 |
| Total assets | | | | | | | 88,362 |
| <i>Segment assets includes</i> | | | | | | | |
| Investment in joint ventures and associates | 2,884 | - | - | - | - | - | 2,884 |
| Additions to non-current assets | 1,132 | - | 1,190 | 1,154 | - | - | 3,476 |
| Segment liabilities | 19,843 | - | 3,617 | 4,591 | 1,749 | - | 29,800 |
| Unallocated liabilities | | | | | | | 3,156 |
| Total liabilities | | | | | | | 32,956 |

NOTES TO THE FINANCIAL STATEMENTS (Cont'd)

For the financial year ended 31 December 2023

33 Segment information (cont'd)

| | Electrical and Technical Supply \$'000 | Green LED Lighting \$'000 | Security \$'000 | Integration Engineering \$'000 | Corporate \$'000 | Elimi- nations \$'000 | Total \$'000 |
|---|--|------------------------------------|--------------------|--------------------------------------|---------------------|-----------------------------|-----------------|
| 2022 | | | | | | | |
| Segment revenue: | | | | | | | |
| Sales to external customers | 39,911 | - | 8,048 | 7,227 | - | - | 55,186 |
| Intersegment sales | 413 | - | 730 | 286 | - | (1,429) | - |
| Total revenue | 40,324 | - | 8,778 | 7,513 | - | (1,429) | 55,186 |
| Segment results | 9,979 | - | (2,164) | (2,434) | (3,417) | - | 1,964 |
| Share of profit/(loss) from equity - accounted joint venture and associates | 711 | (245) | - | - | - | - | 466 |
| Profit before tax | | | | | | | 2,430 |
| Income tax expense | | | | | | | (310) |
| Profit after tax | | | | | | | 2,120 |
| Depreciation and amortisation | 1,043 | - | 511 | 795 | - | - | 2,349 |
| Interest income | 7 | - | - | - | 265 | - | 272 |
| Finance cost | 503 | - | 38 | 16 | 62 | - | 619 |
| Other significant non-cash items | (633) | - | 69 | 1,304 | 2 | - | 742 |
| Segment assets | 50,356 | - | 17,407 | 12,974 | 6,322 | - | 87,059 |
| Unallocated assets | | | | | | | 1,056 |
| Total assets | | | | | | | 88,115 |
| <i>Segment assets includes</i> | | | | | | | |
| Investment in joint ventures and associates | 2,723 | - | - | - | - | - | 2,723 |
| Additions to non-current assets | 493 | - | 200 | 1,651 | - | - | 2,344 |
| Segment liabilities | 20,436 | - | 6,096 | 2,605 | 2,667 | - | 31,804 |
| Unallocated liabilities | | | | | | | 2,278 |
| Total liabilities | | | | | | | 34,082 |

Significant non-cash items (other than depreciation and amortisation) consist of the following:

| | 2023 \$'000 | Group 2022 \$'000 |
|--|----------------|-------------------------|
| Provision for warranty | 87 | 111 |
| Reversal of impairment loss on trade receivables | (56) | (1,144) |
| Reversal of provision for warranty | (35) | (182) |
| Write down of inventories | 1,511 | 1,862 |
| Intangible assets written off | 17 | 85 |
| Others | - | 10 |
| | 1,524 | 742 |

NOTES TO THE FINANCIAL STATEMENTS (Cont'd)

For the financial year ended 31 December 2023

33 Segment information (cont'd)

Segment results

Management monitors the operating results of its operating segments separately for the purpose of making decisions about resource allocation and performance assessment. Income taxes are managed on a Group basis and are not allocated to operating segments. Sales between operating segments are on terms agreed by the Group companies concerned.

Segment assets

The amounts provided to the Management with respect to total assets are measured in a manner consistent with that of the financial statements. Management monitors the assets attributable to each segment for the purposes of monitoring segment performance and for allocating resources between segments. All assets are allocated to reportable segments other than tax recoverable and deferred tax asset which are classified as unallocated assets.

Segment liabilities

The amounts provided to the Management with respect to total liabilities are measured in a manner consistent with that of the financial statements. All liabilities are allocated to the reportable segments based on the operations of the segments other than tax payable and deferred tax liabilities which are classified as unallocated liabilities.

Geographical information

Revenue and non-current assets information based on the billing location of customers and assets respectively are as follows:

| | Revenue | | Non-current assets | |
|--------------------------|----------------|----------------|--------------------|----------------|
| | 2023 \$'000 | 2022 \$'000 | 2023 \$'000 | 2022 \$'000 |
| Singapore | 40,985 | 38,074 | 22,282 | 20,625 |
| Japan | 7,280 | 8,593 | - | - |
| China | 2,068 | 317 | - | - |
| United Arab Emirates | 1,651 | 1,107 | 2,884 | 2,723 |
| United States of America | 1,242 | 1,293 | 70 | 221 |
| Indonesia | 1,213 | 1,664 | - | - |
| Vietnam | 578 | 700 | - | - |
| Malaysia | 649 | 832 | - | - |
| United Kingdom | 510 | 30 | - | - |
| The Netherlands | 426 | 679 | - | - |
| Other countries | 2,552 | 1,897 | 45 | 278 |
| | 59,154 | 55,186 | 25,281 | 23,847 |

Other countries comprise France, Italy, India, Denmark and others.

Non-current assets information presented above are non-current assets as presented on the consolidated statement of financial position excluding deferred tax assets, loan to an associated company and other financial assets.

Information about major customer

Revenue of approximately \$5,313,000 (2022: \$5,998,000) are derived from one external customer that contributes 9% (2022: 11%) of the Group revenue and are mainly attributable to the Electrical and Technical Supply Segment (2022: Electrical and Technical Supply Segment).

NOTES TO THE FINANCIAL STATEMENTS (Cont'd)

For the financial year ended 31 December 2023

34 Capital management

The Group's objective when managing capital is to safeguard the Group's ability to continue as a going concern and to maintain an optimal capital structure so as to maximise shareholders' value. In order to maintain or achieve an optimal capital structure, the Group may adjust the amount of dividend payment, return capital to shareholders, issue new shares, buy back issued shares, obtain new borrowings or sell assets to reduce borrowings.

The capital structure of the Group mainly consists of equity and borrowings and the Group's overall strategy remains unchanged from 2022.

35 Event after the Balance Sheet Date

Restructuring of Sea Forrest Technologies Pte. Ltd. and its subsidiaries

On 21 March 2024, the Board of Directors of the Company announced the intended restructuring of its 80% owned subsidiary, Sea Forrest Technologies Pte Ltd ("SFT") and SFT's wholly-owned subsidiaries Sea Forrest Engineering Pte Ltd ("SFE") and Sea Forrest Power Solutions Pte Ltd ("SFP").

SFT has entered into an agreement with Sea Forrest Technologies (S) Pte Ltd ("SFTS"), a company newly incorporated with a director of SFT as the sole director and sole shareholder holding 1 share in SFTS, to transfer all of SFT's assets (including shares in SFE and SFP) and liabilities to SFTS. In exchange, SFTS will issue an aggregate of 500,009 ordinary shares in SFTS to SFT. Subsequently, SFT will distribute all its shares in SFTS via a dividend in specie to its shareholders. 400,008 of such shares will be transferred to the Company and 100,001 of such shares will be transferred to non-controlling interest, also a director of SFT. The foregoing transactions shall collectively be referred to as the "Restructuring".

With the above Restructuring, the Company and a director of SFT will hold 80% and 20% respectively of the shares in each of SFT and SFTS, and both SFE and SFP will become wholly-owned subsidiaries of SFTS. Subsequently, SFT will be wound-up or struck-off. The Restructuring is not expected to have any material impact on the consolidated financial statements of the Group for the financial year ending 31 December 2024.

36 Authorisation of financial statements

The consolidated financial statements of the Group and the statements of financial position and statement of changes in equity of the Company for the financial year ended 31 December 2023 were authorised for issue in accordance with a resolution of the directors dated 11 April 2024.

STATISTICS OF SHAREHOLDINGS

Share Capital Information As At 19 March 2024

| | | |
|------------------|---|--------------------|
| Number of Shares | : | 299,999,987 |
| Class of Shares | : | Ordinary Shares |
| Voting Rights | : | One vote per share |

Distribution of Shareholders by Size of Shareholdings As At 19 March 2024

| Size of Shareholdings | No. of Shareholders | % | No. of Shares | % |
|-----------------------|---------------------|---------------|--------------------|---------------|
| 1 - 99 | 81 | 4.58 | 4,145 | 0.00 |
| 100 - 1,000 | 175 | 9.89 | 81,714 | 0.03 |
| 1,001 - 10,000 | 1,102 | 62.29 | 4,800,911 | 1.60 |
| 10,001 - 1,000,000 | 404 | 22.84 | 21,957,123 | 7.32 |
| 1,000,001 AND ABOVE | 7 | 0.40 | 273,156,094 | 91.05 |
| TOTAL | 1,769 | 100.00 | 299,999,987 | 100.00 |

Twenty Largest Shareholders As At 19 March 2024

| Shareholder's Name | Number of Shares Held | % |
|--|-----------------------|--------------|
| 1 Beng Hui Holding (S) Pte Ltd | 238,692,444 | 79.56 |
| 2 Citibank Nominees Singapore Pte Ltd | 17,427,523 | 5.81 |
| 3 Poh Choo Bin | 8,034,125 | 2.68 |
| 4 Lim Huay Hua, Johnny | 2,392,930 | 0.80 |
| 5 Lim Hui Eng | 2,392,930 | 0.80 |
| 6 Lim Hui Peng | 2,392,930 | 0.80 |
| 7 Lim Chye Hoon Eileen | 1,823,212 | 0.61 |
| 8 Dbs Nominees Pte Ltd | 746,725 | 0.25 |
| 9 Phillip Securities Pte Ltd | 682,875 | 0.23 |
| 10 Tan Insurance Brokers Pte Ltd | 659,300 | 0.22 |
| 11 Josephine Goh Leh Hua | 623,232 | 0.21 |
| 12 United Overseas Bank Nominees Pte Ltd | 615,100 | 0.21 |
| 13 Allan Lim Jing Loong | 598,232 | 0.20 |
| 14 Jasmin Lim Rui Li | 598,232 | 0.20 |
| 15 Jean Lim Cui Xuan | 598,232 | 0.20 |
| 16 See Yong Hai | 537,500 | 0.18 |
| 17 Chan Kwan Bian | 527,000 | 0.18 |
| 18 Gina Goh Lay Suan | 418,000 | 0.14 |
| 19 Li Liyuan | 400,000 | 0.13 |
| 20 Ng Hian Chow | 399,975 | 0.13 |
| Total | 280,560,497 | 93.52 |

Substantial Shareholders As At 19 March 2024

| Name of Substantial Shareholders | Direct Interest | % | Deemed Interest | % |
|----------------------------------|-----------------|-------|-----------------|-------|
| Beng Hui Holding (S) Pte. Ltd. | 238,692,444 | 79.56 | - | - |
| Lim Hui Eng | 2,392,930 | 0.8 | 238,692,444 | 79.56 |
| Lim Hui Peng | 2,392,930 | 0.8 | 238,692,444 | 79.56 |
| Lim Huay Hua | 2,392,930 | 0.8 | 238,692,444 | 79.56 |
| Lim Chye Hoon Eileen | 1,823,212 | 0.61 | 238,712,444 | 79.57 |

Deemed interests in the shares of the Company are by virtue of the individuals' shareholdings in Beng Hui Holding (S) Pte. Ltd.

Rule 723 of the SGX Listing Manual - Free Float

Based on the information available to the Company as at 19 March 2024, approximately 17.39% of the issued Share Capital of the Company is being held by the public and therefore, Rule 723 of Listing Manual of the SGX-ST has been complied with.

NOTICE OF ANNUAL GENERAL MEETING

NOTICE IS HEREBY GIVEN that the Annual General Meeting (“**AGM**”) of BH GLOBAL CORPORATION LIMITED (the “**Company**”) will be held at the Boardroom, 8 Penjuru Lane, Singapore 609189 on Tuesday, 30 April 2024 at 10.30 a.m. to transact the following business:-

AS ORDINARY BUSINESS

1. To receive and adopt the Directors’ Statement and Audited Financial Statements of the Company for the financial year ended 31 December 2023 and the Auditors’ Report thereon. **(Resolution 1)**
2. To declare a Final Dividend of 0.7 Singapore cent per ordinary share (one-tier tax exempt) for the financial year ended 31 December 2023. **(Resolution 2)**
3. To approve the Directors’ Fees of S\$305,000 for the financial year ended 31 December 2023 (2022: S\$300,000). **(Resolution 3)**
4. To appoint Ms Lee Kim Lian Juliana as Director of the Company pursuant to Regulation 89 of the Company’s Constitution.
(See Explanatory Note 1) **(Resolution 4)**
5. To appoint Mr Kenneth Koh Leong Wie as Director of the Company pursuant to Regulation 89 of the Company’s Constitution.
(See Explanatory Note 1) **(Resolution 5)**
6. To re-elect Mr Vincent Lim Hui Eng pursuant to Regulation 104 of the Company’s Constitution, as Director of the Company.
(See Explanatory Note 1) **(Resolution 6)**
7. To re-elect Mr Henry Tan Song Kok pursuant to Regulation 104 of the Company’s Constitution, as Director of the Company.
(See Explanatory Note 1) **(Resolution 7)**
8. To note the retirement of Mr Loh Weng Whye and Mr Winston Kwek Choon Lin as Directors of the Company upon the conclusion of this AGM.

Upon the retirement of Mr Loh Weng Whye and Mr Winston Kwek Choon Lin as Directors of the Company, they will be relinquishing their respective positions as Chairman of Remuneration Committee and Chairman Nominating Committee as well as a member of the Audit Committee.
9. To re-appoint Messrs Baker Tilly TFW LLP as auditors of the Company and to authorise the Directors to fix their remuneration. **(Resolution 8)**

AS SPECIAL BUSINESS

To consider and, if thought fit, to pass, with or without modifications, the following resolutions as Ordinary Resolutions:-

10. Share Issue Mandate

“That pursuant to Section 161 of the Companies Act 1967 (the “**Companies Act**”) and Rule 806 of the Listing Manual of the SGX-ST, authority be given to the Directors of the Company to issue shares (“**Shares**”) whether by way of rights, bonus or otherwise, and/or make or grant offers, agreements or options (collectively, “**Instruments**”) that might or would require Shares to be issued, including but not limited to the creation and issue of (as well as adjustments to) warrants, debentures or other instruments convertible into Shares at any time and upon such terms and conditions and to such persons as the Directors may, in their absolute discretion, deem fit provided that:

- (a) the aggregate number of Shares (including Shares to be issued in pursuance of Instruments made or granted pursuant to this Resolution) does not exceed fifty per centum (50%) of the total number of issued Shares (excluding treasury shares and subsidiary holdings) in the capital of the Company at the time of the passing of this Resolution, of which the aggregate number of Shares and convertible securities to be issued other than on a pro-rata basis to all shareholders of the Company shall not exceed twenty per centum (20%) of the total number of issued Shares (excluding treasury shares and subsidiary holdings) in the share capital of the Company;

NOTICE OF ANNUAL GENERAL MEETING (Cont'd)

(b) (subject to such manner of calculation as may be prescribed by the SGX-ST) for the purpose of determining the aggregate number of Shares that may be issued under sub-paragraph (a) above, the total number of issued Shares (excluding treasury shares and subsidiary holdings) shall be based on the total number of issued Shares (excluding treasury shares and subsidiary holdings) of the Company as at the date of the passing of this Resolution, after adjusting for:

- (i) new Shares arising from the conversion or exercise of convertible securities;
- (ii) new Shares arising from exercising share options or vesting of share awards, provided the options or awards were granted in compliance with Part VIII of Chapter 8 of the Listing Manual of the SGX-ST; and
- (iii) any subsequent bonus issue, consolidation or subdivision of Shares;

adjustments in accordance with sub-paragraphs (i) and (ii) above are only to be made in respect of new Shares arising from convertible securities, share options or share awards which were issued and outstanding or subsisting at the time of the passing of this Resolution and, in relation to an Instrument, the number of Shares shall be taken to be that number as would have been issued had the rights therein been fully exercised or effected on the date of the making or granting of the Instrument;

(c) and that such authority shall, unless revoked or varied by the Company in general meeting, continue in force until:

- (i) the conclusion of the Company's next Annual General Meeting or the date by which the next Annual General Meeting of the Company is required by law to be held, whichever is the earlier; or
- (ii) in the case of Shares to be issued in accordance with the terms of convertible securities issued, made or granted pursuant to this Resolution, until the issuance of such Shares in accordance with the terms of such convertible securities."

(Resolution 9)

(See Explanatory Note 2)

11. Authority to Allot and Issue Shares under the BH Global Corporation Performance Share Plan 2020

"That pursuant to Section 161 of the Companies Act, approval be and is hereby given to the Directors of the Company to allot and issue from time to time such number of new Shares in the share capital of the Company as may be required to be issued pursuant to the vesting of awards under the BH Global Corporation Performance Share Plan 2020 (the "PSP 2020"), provided always that the aggregate number of additional new Shares to be allotted and issued pursuant to the PSP 2020 and other share scheme(s) to be implemented by the Company (if any) shall not exceed 15% of the total number of issued Shares (excluding treasury shares and subsidiary holdings) of the Company from time to time, and that such authority shall, unless revoked or varied by the Company in a general meeting, continue in force until the conclusion of the next AGM of the Company or the date by which the next AGM of the Company is required by law to be held, whichever is earlier."

(Resolution 10)

(See Explanatory Note 3)

12. Authority to Allot and Issue Shares under the BH Global Corporation Employee Share Option Scheme 2020

"That pursuant to Section 161 of the Companies Act, approval be and is hereby given to the Directors of the Company to allot and issue from time to time such number of new Shares in the share capital of the Company as may be required to be issued pursuant to the exercise of options granted in accordance with the provisions of the BH Global Corporation Employee Share Option Scheme 2020 (the "ESOS 2020"), provided always that the aggregate number of the ESOS 2020 Shares shall not exceed 15% of the total number of issued Shares (excluding treasury shares and subsidiary holdings) of the Company from time to time, and that such authority shall, unless revoked or varied by the Company in a general meeting, continue in force until the conclusion of the next AGM of the Company or the date by which the next AGM of the Company is required by law to be held, whichever is earlier."

(Resolution 11)

(See Explanatory Note 4)

NOTICE OF ANNUAL GENERAL MEETING (Cont'd)

13. The Proposed Renewal of the Share Purchase Mandate

“ That

(a) for the purposes of Sections 76C and 76E of the Companies Act, and such other laws and regulations as may for the time being be applicable, approval be and is hereby given for the exercise by the Directors of the Company of all the powers of the Company to purchase or otherwise acquire issued and fully paid ordinary shares in the Company (the “**Shares**”) not exceeding in aggregate the Prescribed Limit (as hereinafter defined), at such price or prices as may be determined by the Directors of the Company from time to time up to the Maximum Price (as hereinafter defined), whether by way of:

- (i) market purchases (each a “**Market Purchase**”) on the SGX-ST; and/or
- (ii) off-market purchases (each an “**Off-Market Purchase**”) effected otherwise than on the SGX-ST in accordance with any equal access scheme(s) as may be determined or formulated by the Directors of the Company as they consider fit, which scheme(s) shall satisfy all the conditions prescribed by the Companies Act,

and otherwise in accordance with all other laws, regulations and rules of the SGX-ST as may for the time being be applicable, be and is hereby authorised and approved generally and unconditionally (the “**Share Purchase Mandate**”);

(b) unless varied or revoked by the Company in general meeting, the authority conferred on the Directors of the Company pursuant to the Share Purchase Mandate in paragraph (a) of this resolution may be exercised by the Directors of the Company at any time and from time to time during the period commencing from the date of the passing of this resolution and expiring on the earlier of:

- (i) the date on which the next annual general meeting of the Company is held;
- (ii) the date by which the next annual general meeting of the Company is required by law to be held;
- (iii) the date on which purchases or acquisitions of Shares are carried out to the full extent mandated pursuant to the Share Purchase Mandate; or
- (iv) the date on which the authority conferred by the Share Purchase Mandate is varied or revoked by the Company in general meeting, (the “**Relevant Period**”);

(Collectively, the “**Relevant Period**”);

(c) in this resolution:

“**Prescribed Limit**” means, subject to the Companies Act, ten per cent. (10%) of the total number of issued Shares of the Company as at the date of the passing of this resolution, unless the Company has effected a reduction of the share capital of the Company in accordance with the applicable provisions of the Companies Act, at any time during the Relevant Period, in which event the total number of issued Shares of the Company shall be taken to be the total number of issued Shares of the Company as altered after such capital reduction. Any Shares which are held as Treasury Shares will be disregarded for the purposes of computing the (10%) limit; and

“**Maximum Price**”, in relation to a Share to be purchased or acquired pursuant to the Share Purchase Mandate, means an amount (excluding brokerage, commission, stamp duties, clearance fees, applicable goods and services tax and other related expenses) not exceeding:

- (i) in the case of a Market Purchase, one hundred and five per cent. (105%) of the Average Closing Price (as defined hereinafter); and
- (ii) in the case of an Off-Market Purchase pursuant to an equal access scheme, one hundred and twenty per cent. (120%) of the Average Closing Price (as defined hereinafter),

where:

“**Average Closing Price**” means the average of the closing market prices of the Shares over the last five (5) Market Days on the SGX-ST, on which transactions in the Shares were recorded, before the day of the Market Purchase by the Company or, as the case may be, the date of the making of the offer pursuant to the Off-market Purchase, and deemed to be adjusted for any corporate action that occurs during the relevant five-day period and the day on which the purchases are made;

NOTICE OF ANNUAL GENERAL MEETING (Cont'd)

“day of the making of the offer” means the date on which the Company announces its intention to make an offer for the purchase or acquisition of Shares from its Shareholders, stating therein the purchase price (which shall not be more than the Maximum Price calculated on the foregoing basis) for each Share and the relevant terms of the equal access scheme for effecting the Off-market Purchase; and

“Market Day” means a day on which the SGX-ST is open for trading in securities;

- (d) the Directors of the Company be and are hereby authorised to deal with the Shares purchased or acquired by the Company pursuant to the Share Purchase Mandate in any manner as they think fit, which is permissible under the Companies Act; and
- (e) the Directors of the Company be and are hereby authorised to complete and do all such acts and things (including executing such documents as may be required) as they may consider expedient or necessary to give effect to the transactions contemplated by this resolution.

(Resolution 12)

(See Explanatory Note 5)

- 14. To transact any other business which may properly be transacted at an AGM.

On behalf of the Board

Vincent Lim Hui Eng
Executive Chairman and
Chief Executive Officer

15 April 2024

Explanatory Notes:-

- 1. Ms Lee Kim Lian Juliana (Independent Director) will, upon appointment as an Independent Director of the Company, serve as the Chairperson of the Nominating Committee as well as a member of the Audit Committee and Remuneration Committee. She is considered independent for the purposes of Rule 704(8) of the Listing Manual of the Singapore Exchange Securities Trading Limited.

Mr Kenneth Koh Leong Wie (Independent Director) will, upon appointment as an Independent Director of the Company, serve as the Chairman of the Remuneration Committee as well as a member of the Audit Committee and Nominating Committee. He is considered independent for the purposes of Rule 704(8) of the Listing Manual of the Singapore Exchange Securities Trading Limited.

Mr Vincent Lim Hui Eng (Executive Chairman & Chief Executive Officer) will, upon re-election as Director of the Company, continue to serve as the member of the Nominating Committee. He is considered non-independent for the purposes of Rule 704(8) of the Listing Manual of the Singapore Exchange Securities Trading Limited.

Mr Henry Tan Song Kok (Independent Director) will, upon re-election as Director of the Company, continue to serve as the Chairman of the Audit Committee and as a member of the Remuneration Committee. He will be considered independent for the purposes of Rule 704(8) of the Listing Manual of the Singapore Exchange Securities Trading Limited.

Detailed information on Ms Lee Kim Lian Juliana, Mr Kenneth Koh Leong Wie, Mr Vincent Lim Hui Eng and Mr Henry Tan Song Kok can be found under the “Board of Directors” and/or “Additional Information on Director seeking the re-election and the appointment pursuant to Rule 720(6) of the Listing Manual of the SGX-ST” sections in the Company’s Annual Report 2023.

NOTICE OF ANNUAL GENERAL MEETING (Cont'd)

2. The proposed Ordinary Resolution 9, if passed, will empower the Directors from the date of the AGM until the date of the next AGM, to allot and issue Shares and convertible securities in the Company up to an amount not exceeding fifty per centum (50%) of the total number of issued Shares (excluding treasury shares and subsidiary holdings) in the capital of the Company, of which up to twenty per centum (20%) may be issued other than on a pro-rata basis. For the purpose of this resolution, the total number of issued Shares (excluding treasury shares and subsidiary holdings) is based on the Company's total number of issued Shares (excluding treasury shares and subsidiary holdings) at the time this proposed Ordinary Resolution is passed after adjusting for new Shares arising from the conversion or exercise of convertible securities, the exercise of share options or the vesting of share awards, provided the options or awards granted in compliance with Part VIII of Chapter 8 of the Listing Manual of the SGX-ST and any subsequent bonus issue, consolidation or subdivision of Shares.
3. Ordinary Resolution 10, if passed, will empower the Directors of the Company to allot and issue new Shares pursuant to PSP 2020, provided that the aggregate number of new Shares to be allotted and issued pursuant to the PSP 2020 and other share scheme(s) to be implemented by the Company (if any) shall not exceed 15% of the total number of issued Shares (excluding treasury shares and subsidiary holdings) of the Company. This authority will, unless revoked or varied at a general meeting, expire at the next AGM of the Company or by the date by which the next AGM of the Company is required by law to be held, whichever is earlier.
4. Ordinary Resolution 11, if passed, will empower the Directors of the Company to allot and issue new Shares pursuant to ESOS 2020, provided that the aggregate number of new Shares to be allotted and issued pursuant to the ESOS 2020 and other share-based incentive scheme(s) or plan(s) to be implemented by the Company (if any) shall not exceed 15% of the total number of issued Shares (excluding treasury shares and subsidiary holdings) of the Company. This authority will, unless revoked or varied at a general meeting, expire at the next AGM of the Company or by the date by which the next AGM of the Company is required by law to be held, whichever is earlier.
5. Ordinary Resolution 12, if passed, will empower the Directors of the Company, during the Relevant Period, to purchase or acquire up to 10% of the total number of issued Shares (excluding treasury shares and subsidiary holdings) of the Company as at the date of the passing of this Resolution. Details of the proposed renewal of Share Purchase Mandate, including the sources of funds to be used for the purchase or acquisition, the amount of financing (if any) and the illustrative financial effects on the Group, are set out in the Circular dated 15 April 2024 in relation to the proposed renewal of the share purchase mandate (the "Circular").

Notes:-

1. The AGM will be held physically with no option for shareholders to participate virtually. The printed copy of this Notice of AGM (the "Notice"), Proxy Form, Request Form and AGM Coach Information will be sent to members by post. This Notice, Proxy Form, Request Form and AGM Coach Information will also be published via an announcement on the SGX website at the URL <https://www.sgx.com/securities/company-announcements> and may also be accessed at the Company's website at the URL <https://www.bhglobal.com.sg>.
2. Printed copies of the Annual Report 2023 and the Circular will not be sent to members. A member may request for a printed copy of the Annual Report 2023 and the Circular by completing the Request Form. The Annual Report 2023 and the Circular will be published via an announcement on the SGX website at the URL <https://www.sgx.com/securities/company-announcements> and may also be accessed at the Company's website at the URL <https://www.bhglobal.com.sg>.
3. In view of the guidance note issued by the Singapore Exchange Regulation, a member may ask question relating to the items on the agenda of the AGM by:-
 - (a) submitting question via mail to the Company's registered office at 8 Penjuru Lane, Singapore 609189, or email to ir@bhglobal.com.sg in advance of the AGM.

When sending questions, members should also provide their full name as it appears on the CDP/CPF/SRS records, address, contact number, email address, number of shares in the Company and the manner in which the shares are held in the Company (e.g., via CDP, CPF or SRS) for verification.

Shareholders are encouraged to submit their questions the latest by **23 April 2024 at 10.30 a.m.**, to allow the Company to have sufficient time to address and respond to these questions at least 48 hours prior to the closing date and time for the lodgment of the proxy form. The responses will be published on (i) the SGX-ST's website; and (ii) the Company's corporate website.

- (b) "live Question and Answer" at the physical AGM.

NOTICE OF ANNUAL GENERAL MEETING (Cont'd)

4. (a) A member of the Company who is entitled to attend and vote at the AGM and who is not a relevant intermediary is entitled to appoint not more than two (2) proxies to attend and vote in his stead. Where such member appoints more than one (1) proxy, he/she shall specify the proportion of his/her shareholding to be represented by each proxy and if no percentage is specified, the first named proxy shall be deemed to represent 100 per cent of his shareholding and any second named proxy shall be deemed to be an alternate to the first named proxy. If the appointer is a corporation, the proxy must be executed under seal or the hand of its duly authorised officer or attorney.
- (b) A member of the Company who is entitled to attend and vote at the AGM and who is a relevant intermediary is entitled to appoint more than two (2) proxies to attend and vote in his stead. Where such member appoints more than one (1) proxy, the number and class of shares in relation to which each proxy has been appointed shall be specified in the form of proxy.
5. A proxy need not be a member of the Company.
6. A member of the Company, which is a corporation, is entitled to appoint its authorised representative or proxy to vote on its behalf.
7. The instrument or form appointing a proxy, duly executed, must be deposited at the office of the Company's Share Registrar, Tricor Barbinder Share Registration Services at 9 Raffles Place, #26-01 Republic Plaza, Singapore 048619 or email to sg.is.proxy@sg.tricorglobal.com not less than 72 hours before the time appointed for holding the AGM (i.e. by 27 April 2024 at 10.30 a.m.) in order for the proxy to be entitled to attend and vote at the AGM.

PERSONAL DATA PRIVACY

By submitting an instrument appointing a proxy(ies) and/or representative(s) to attend, speak and vote at the AGM and/or any adjournment thereof, a member of the Company (i) consents to the collection, use and disclosure of the member's personal data by the Company (or its agents or service providers) for the purpose of the processing, administration and analysis by the Company (or its agents or service providers) of proxies and representatives appointed for the AGM (including any adjournment thereof) and the preparation and compilation of the attendance lists, minutes and other documents relating to the AGM (including any adjournment thereof), and in order for the Company (or its agents or service providers) to comply with any applicable laws, listing rules, regulations and/or guidelines (collectively, the "**Purposes**"), (ii) warrants that where the member discloses the personal data of the member's proxy(ies) and/or representative(s) to the Company (or its agents or service providers), the member has obtained the prior consent of such proxy(ies) and/or representative(s) for the collection, use and disclosure by the Company (or its agents or service providers) of the personal data of such proxy(ies) and/or representative(s) for the Purposes, and (iii) agrees that the member will indemnify the Company in respect of any penalties, liabilities, claims, demands, losses and damages as a result of the member's breach of warranty.

THIS PAGE HAS BEEN INTENTIONALLY LEFT BLANK.

BH Global Corporation Limited

(Company Registration Number: 200404900H)
(Incorporated in the Republic of Singapore)

PROXY FORM

IMPORTANT

- The Annual General Meeting ("AGM") is being convened and will be held physically with no option for shareholders to participate virtually.
- Printed copies of the Notice of AGM, Proxy Form, Request Form and AGM Coach Information will be sent to members by post. The Notice of AGM, Proxy Form, Request Form and AGM Coach Information will also be published via an announcement on the SGX website at the URL <https://www.sgx.com/securities/company-announcements> and may be accessed at the Company's website at the URL <https://www.bhglobal.com.sg>.
- This Proxy Form is not valid for use by CPF investors and SRS Investors and shall be ineffective for all intents and purposes if used or purported to be used by them.
- CPF Investors and SRS Investors may attend and cast their votes at the AGM in person. CPF Investors and SRS Investors who are unable to attend the AGM but would like to vote, may inform their CPF and/or SRS Approved Nominees (as the case may be) to appoint the Chairman of the AGM to act as their proxy, in which case, the respective CPF Investors and/or SRS Investors shall be precluded from attending the AGM.

Personal Data Privacy

By submitting an instrument appointing a proxy(ies) and/or representative(s), the member accepts and agrees to the personal data privacy terms set out in the Notice of AGM dated 15 April 2024.

I/We _____ (Name)

of _____ (NRIC No./Passport No./Company Registration No.)

_____ (Address)

being a member/ members of **BH GLOBAL CORPORATION LIMITED** (the "Company"), hereby appoint:-

| Name | Address | NRIC/Passport No. | Proportion of Shareholdings (%) | |
|------|---------|-------------------|---------------------------------|---|
| | | | No. of Shares | % |
| | | | | |

*and/or

| Name | Address | NRIC/Passport No. | Proportion of Shareholdings (%) | |
|------|---------|-------------------|---------------------------------|---|
| | | | No. of Shares | % |
| | | | | |

or failing *him/her/them, the Chairman of the forthcoming AGM of the Company as *my/our *proxy/proxies to attend and vote for *me/us on *my/our behalf at the AGM of the Company to be held at the Boardroom, 8 Penjuru Lane, Singapore 609189 on Tuesday, 30 April 2024 at 10.30 a.m. and at any adjournment thereof. *I/We direct *my/our *proxy/proxies to vote for or against the Resolutions to be proposed at the AGM as indicated with an "X" in the spaces provided hereunder. If no specific directions as to voting are given, the *proxy/proxies will vote or abstain from voting at *his/her/their discretion.

| No. | Ordinary Resolutions | For** | Against** | Abstain** |
|-----|---|-------|-----------|-----------|
| 1. | To receive and adopt the Audited Financial Statements of the Company for the financial year ended 31 December 2023. | | | |
| 2. | To declare a Final Dividend of 0.7 Singapore cent per ordinary share (one-tier tax exempt) for the financial year ended 31 December 2023. | | | |
| 3. | To approve the Directors' Fees of S\$305,000 for the financial year ended 31 December 2023. | | | |
| 4. | To appoint Ms Lee Kim Lian Juliana as Director. | | | |
| 5. | To appoint Mr Kenneth Koh Leong Wie as Director. | | | |
| 6. | To re-elect Mr Vincent Lim Hui Eng as Director. | | | |
| 7. | To re-elect Mr Henry Tan Song Kok as Director. | | | |
| 8. | To re-appoint Messrs Baker Tilly TFW LLP as auditors of the Company and to authorise the Directors to fix their remuneration. | | | |
| 9. | To approve the Share Issue Mandate. | | | |
| 10. | Authority to allot and issue shares under the BH Global Performance Share Plan 2020. | | | |
| 11. | Authority to allot and issue shares under the BH Global Corporation Employee Share Option Scheme 2020. | | | |
| 12. | The proposed renewal of the Share Purchase Mandate. | | | |

* Delete as appropriate.

** Voting will be conducted by poll. If you wish your proxy/proxies to cast all your votes "For" or "Against" a resolution, please indicate with an "X" in the "For" or "Against" box provided in respect of that resolution. Alternatively, please indicate the number of votes for or against in the "For" or "Against" box in respect of that resolution. If you wish your proxy/proxies to abstain from voting on a resolution, please indicate with an "X" in the "Abstain" box provided in respect of that resolution. Alternatively, please indicate the number of shares that your proxy/proxies is directed to abstain from voting in the "Abstain" box in respect of that resolution.

Dated this _____ day of _____ 2024

| Total No. of Shares | No. of Shares |
|-----------------------|---------------|
| In CDP Register | |
| In Register of Member | |

Signature(s) of Member(s)/Common Seal

IMPORTANT: PLEASE READ NOTES OVERLEAF BEFORE COMPLETING THIS PROXY FORM

Notes:

- 1 Please insert the total number of shares held by you. If you have shares entered against your name in the Depository Register (as defined in Section 81SF of the Securities and Futures Act (Cap 289) of Singapore), you should insert that number. If you have shares registered in your name in the Register of Members of the Company, you should insert that number. If you have shares entered against your name in the Depository Register and shares registered in your name in the Register of Members, you should insert the aggregate number. If no number is inserted, this form of proxy will be deemed to relate to all the shares held by you.
- 2 (a) A member of the Company who is entitled to attend and vote at the AGM and who is not a relevant intermediary is entitled to appoint not more than two (2) proxies to attend and vote on his behalf. Where such member appoints more than one (1) proxy, he/she shall specify the proportion of his/her shareholding to be represented by each proxy. A proxy need not be a member of the Company. If the appointer is a corporation, the proxy must be executed under seal or the hand of its duly authorised officer or attorney.

(b) A member of the Company who is entitled to attend and vote at the AGM and who is a relevant intermediary is entitled to appoint more than two (2) proxies to attend and vote in his stead. Where such member appoints more than one (1) proxy, the number and class of shares in relation to which each proxy has been appointed shall be specified in the form of proxy.

“Relevant intermediary” has the meaning ascribed to it in Section 181 of the Companies Act 1967.
- 3 The instrument appointing a proxy or proxies must be deposited at the office of the Company’s Share Registrar, Tricor Barbinder Share Registration Services at 9 Raffles Place, #26-01 Republic Plaza, Singapore 048619 or email to sg.is.proxy@sg.tricorglobal.com not less than 72 hours before the time appointed for the meeting.
- 4 Where a member appoints two (2) proxies, the appointments shall be invalid unless he specifies the proportion of his shareholding (expressed as a percentage of the whole) to be represented by each proxy.
- 5 The instrument appointing a proxy or proxies must be under the hand of the appointer or his attorney duly authorised in writing. Where the instrument appointing a proxy or proxies is executed by a corporation, it must be executed under its seal or under the hand of its attorney or a duly authorised officer.
- 6 Where an instrument appointing a proxy or proxies is signed on behalf of the appointor by an attorney, the letter or power of attorney or a duly certified copy thereof must (failing previous registration with the Company) be lodged with the instrument of proxy, failing which the instrument may be treated as invalid.
- 7 A corporation that is a member may authorise by resolution of its directors or other governing body such person as it thinks fit to act as its representative at the meeting, in accordance with Section 179 of the Companies Act of Singapore.
- 8 The Company shall be entitled to reject an instrument of proxy which is incomplete, improperly completed, illegible or where the true intentions of the appointor are not ascertainable from the instructions of the appointor specified on the instrument of proxy. In addition, in the case of shares entered in the Depository Register, the Company may reject an instrument of proxy if the member, being the appointor, is not shown to have shares against his name in the Depository Register as at 72 hours before the time appointed for holding the meeting, as certified by The Central Depository (Pte) Limited to the Company.



BH GLOBAL CORPORATION LTD

8 Penjuru Lane, Singapore 609189

Tel: +65 6291 4444 Fax: +65 6291 5777

Email: sales@bhglobal.com.sg

www.bhglobal.com.sg